



**PUBLIC MEETING OF THE
DEER SPRINGS FIRE PROTECTION DISTRICT (DSFPD)**

May 10, 2023

Open Session 4:00 p.m.

Meeting Location: DSFPD Station 1, 8709 Circle R Drive, Escondido, CA 92026

All agenda materials and other writings related to agenda items that are distributed to the board are available for public inspection at the District's offices located at 8709 Circle R Drive, Escondido, Ca. 92026.

1. Call to Order, Roll Call

President Sealey
Vice-President Jackson
Secretary/Treasurer Gordon
Director Holley
Director Kerrin

2. Pledge of Allegiance

3. Adoption of Agenda

4. Public Comments Period

Any member of the public may speak on any matter that is not on the agenda. However, under State law, no decisions or actions can be taken and any such matters shall be deferred to the next meeting.

5. Fire Safe Council Report

6. Approval of Minutes

- a. **Regular Meeting April 12, 2023**
- b. **Special Meeting April 15, 2023**

Members of the public may submit written comments. Comments will be entered into the minutes of the meeting. In lieu of in-person attendance, members of the public are strongly encouraged to submit their comments on agenda and non-agenda items via e-mail at liz@dsfd.sdcoxmail.com. All comments submitted are sent to the members of the Board for their consideration. Written comments will be accepted until 30 minutes before the start of the meeting. Public comments that are submitted will be read into the record at the Board Meeting. The public retains the right to make comments during the course of the meeting.

7. Acceptance of April Finance Reports-General, Capital and Mitigation Funds

8. Chief's Report

- a. Fire Prevention Report
- b. Community Emergency Response Team Report

9. Committee Reports

- a. Station 2 Improvement-Directors Holley, Gordon, and Chief Morrison
- b. Station 2 Temporary Facility Location-Directors Jackson and Gordon
- c. Community Wildfire Protection Plan-Directors Sealey, Kerrin and Chief Morrison
- d. CAL FIRE & County Agreements-Directors Jackson and Sealey
- e. Fiscal Year 2023/2024 Budget-Directors Gordon and Kerrin

10. Unfinished Business

- a. Modification of new agreement with Mercy Medical Transportation, Inc.
- b. Revision of Policy A02, Board Meetings
- c. Second reading and adoption of Standby/Availability Fee, Resolution 23-01, to increase the Standby Fee from \$18.90 to \$19.61 per benefit unit.
- d. Second reading and adoption of Fire Suppression Assessment, Resolution 23-02, to increase the Fire Suppression Fee from \$0.2490 to \$0.2574 per benefit unit.

11. New Business

- a. First reading and review of Fiscal Year 2023/2024 Budget
- b. Review of Station 2 Statement of Qualifications submissions and selection of vendors to participate in the Request For Proposal (RFP) phase of the design-build process
- c. Finalize Station 2 design-build requirements for RFP phase
- d. Memorandum of Agreement between Deer Springs Fire Protection District and County of San Diego Public Safety Group, San Diego County Fire for cooperative operations

12. Correspondence

13. Directors Comments

14. Adjournment

In compliance with the Americans with Disabilities Act (US Code Title 42), if you need special assistance to participate in a meeting, please contact the Clerk of the Board at (760)749-8001. Notification of 48 hours prior to the meeting will enable the District to make reasonable arrangements to assure accessibility to the meeting.



**PUBLIC MEETING OF THE
DEER SPRINGS FIRE PROTECTION DISTRICT (DSFPD)**

April 12, 2023

Open Session 4:00 p.m.

Public Participation: In person or telephone Dial-in 760-733-8181 PIN: 650689

1. Call to Order, Roll Call

President Sealey-Present
Vice-President Jackson-Present
Secretary/Treasurer Gordon-Present
Director Holley-Present
Director Kerrin-Absent

2. Pledge of Allegiance-Led by President Sealey

3. Adoption of Agenda

Director Jackson moved to adopt April 12 agenda; Director Kerrin seconded the motion.
Motion is adopted; 4 Ayes; 0 Noes; 1 Absent (Holley); 0 Abstain.

4. Public Comments Period

President Sealey introduced James Elliott President of Vista Fire Protection District. He thanked Director Sealey for taking the time to meet with previous President of the Board. Received great information and Vista Fire Protection District has their first employee. Mr. Elliott requests anything going on within the District or any information that would benefit them, please let them know. Thank you for working with us and if there is anything we can do to benefit the District, please contact them.

5. Fire Safe Council Report-Firefighter Appreciation Dinner was a great success. Chipping Program will resume on April 26. Fire Safe Council will host Last Chance Survival Stimulation workshop April 22. Postcards/invitees were sent out to North Broadway, Jesmond Dene and West Lilac area. Fire Safe Council will send out Defensible Space informative mailer to the residents of the Deer Springs Fire Protection District end of April, early May.

6. Approval of Minutes

a. Regular Meeting March 8, 2023

Director Gordon moved to approve March 8 board minutes; Director Jackson seconded the motion. **Motion is adopted; 5 Ayes; 0 Noes; 0 Absent; 0 Abstain.**

7. Acceptance of March Finance Reports-General, Capital and Mitigation Funds

Director Holley moved to approve March Financials; Director Kerrin seconded the motion.
Motion is adopted; 5 Ayes; 0 Noes; 0 Absent; 0 Abstain.

The District received a check in the amount of 8 million dollars from Office of Emergency Services for Station 2 permanent facility. This check was deposited in our Capital account on March 29, 2023.

8. Chief's Report-No report

a. **Fire Prevention Report-** March Prevention Report included 3 annual business inspections, 2 defensible space inspections and 25 plan reviews.

b. **Community Emergency Response Team Report-**No report

9. Committee Reports

a. Station 2 Improvement-Directors Holley, Gordon and Chief Morrison

The committee continues to have weekly check in meetings with Kitchell. The Request for Qualifications (RFQ), deadline extended from April 10 to April 27. A site-walk of the existing site was scheduled on April 7. The Geotechnical Engineering contract was presented, which was reviewed by Legal. Draft copies will be emailed to all Board Directors for review. A Special Meeting scheduled for Saturday April 15, 8am for Board Directors to discuss, review, approve and sign contract. Director Jackson request a target date for letter of intent from County of San Diego on decision to proceed with two or three bay structure.

b. Station 2 Temporary Facility Location-Directors Jackson and Gordon

Directors Gordon and Jackson presented two possible options for temporary re-location for Station 2. Working on specific timing and costs, will present at next month board meeting. Hope to have a plan put together next several months and estimate on when we need to relocate from station 2 to temporary facility.

c. Community Wildfire Protection Plan-Director Sealey and Chief Morrison-No report

d. CAL FIRE & County Agreements-Directors Jackson and Sealey

Meeting scheduled for May 1, 2023

e. Fiscal Year 2023/2024 Budget-Directors Gordon and Kerrin

Budget meeting scheduled for end of month and will present a preliminary budget in May.

10. Unfinished Business

- a. Modification of new agreement with Mercy Medical Transportation, Inc.-Pending
- b. County of San Diego Fire Mitigation Fee participation and collection rate based on land use category

The Board Directors reviewed and discussed the San Diego Fire Mitigation Fee Program and agreed to increase by maximum rate. A draft resolution will be presented at May agenda with Capital Improvement Plan.

- c. Revision of Policy A02, Board Meetings-Pending
- d. Valley Center Fire Protection District's request to the County of San Diego Board of Supervisors to increase their general property tax apportionment

The Board Directors discussed the letter and decided to stay neutral and revisit in July with a letter to Supervisor Desmond as an independent request.

11. New Business

- a. Ballot casting for San Diego County Consolidated Redevelopment Oversight Board

Director Jackson made a motion to cast ballot for Timothy Robles; Director Kerrin seconded the motion. **Motion is adopted; 5 Ayes; 0 Noes; 0 Absent; 0 Abstain.**

- b. Ballot casting for Regular and Alternate Special District Members on the San Diego Local Area Formation Commission

Director Holley made a motion to cast ballot for Barry Willis for Regular Special District Member; Director Jackson seconded the motion. **Motion is adopted; 5 Ayes; 0 Noes; 0 Absent; 0 Abstain.**

Director Gordon made a motion to cast ballot for Jeff Griffith for Alternate Special District Member; Director Jackson seconded the motion. **Motion is adopted; 5 Ayes; 0 Noes; 0 Absent; 0 Abstain.**

- c. Standby/Availability Fee, Resolution 23-01, 1st reading, final hearing in May. To continue the Standby Fee at \$18.90 per benefit unit or to increase by CPI to a maximum of \$20.28

Director Jackson made a motion to adopt the first reading of Resolution 23-01, to increase Standby Availability Fee by set rate from \$18.90 to \$19.61 per benefit unit; Director Holley seconded. **Motion is adopted; 5 Ayes; 0 Noes; 0 Absent; 0 Abstain.** Approved "notice to the public" proposing the increase will be published, final vote will be held at the May 10, 2023 board meeting.

- d. Fire Suppression Assessment Resolution, 23-02, 1st reading, final hearing in May. To continue the Fire Suppression Fee at \$0.2490 per benefit unit, or to increase by CPI to a maximum of \$0.2615

Director Jackson made a motion to adopt the first reading of Resolution 23-02, to increase Fire Suppression Fee by set rate from \$0.2490 to \$.2574 per benefit unit; Director Gordon seconded the motion. **Motion is adopted; 5 Ayes; 0 Noes; 0 Absent; 0 Abstain.** Approved “notice to the public” proposing the increase will be published, final vote will be held at the May 10, 2023 board meeting.

12. Correspondence

The District received letter from San Diego County EMS Office, Termination of memoranda of agreement 115 for dangerous drugs and devices, termination June 30, 2023.

13. Directors Comments-No comments

14. Adjournment

Meeting adjourned at 6:02 pm

Director James Gordon
Secretary-Treasurer



**PUBLIC MEETING OF THE
DEER SPRINGS FIRE PROTECTION DISTRICT (DSFPD)
April 15, 2023-Special Meeting
Open Session 8:00 a.m.**

1. Call to Order, Roll Call

President Sealey-Present
Vice-President Jackson-Present
Secretary/Treasurer Gordon-Present
Director Holley-Absent
Director Kerrin-Present

2. Pledge of Allegiance-Led By President Sealey

3. Adoption of Agenda

Director Kerrin moved to adopt April 15, agenda; Director Gordon seconded the motion. **Motion is adopted; 4 Ayes; 0 Noes; 1 Absent (Holley); 0 Abstain.**

4. Public Comments Period-None

5. New Business

- a. Review and Approval of Contract Agreement with Geotechnical Engineering Consultant Services for geotechnical engineering, materials, testing, and construction inspection services

Director Jackson made a motion to enter in to Contract Agreement with Construction Testing & Engineering Inc. as revised for geotechnical services; Director Kerrin seconded the motion. **Motion is adopted; 4 Ayes; 0 Noes; 1 Absent (Holley); 0 Abstain.**

Noted: Director Holley abstain from discussion

6. Adjournment

Meeting adjourned at 8:40 am

Director James Gordon
Secretary-Treasurer

Deer Springs Fire

5/2/23 9:18 AM

Register: 1110-01 · Calif Bank & Trust Checking

From 04/01/23 through 05/01/23

Sorted by: Date, Type, Number/Ref

| Date | Number | Payee | Account | Memo | Payment | C | Deposit | Balance |
|----------|----------|---------------------------|--------------------------------|-------------------|----------|---|-----------|-----------|
| 04/04/23 | 8732 | Life-Assist | 5340 · First responder su... | 1283768/1307322 | 283.64 | | | 19,036.78 |
| 04/04/23 | 8733 | Southern Counties Lu... | 5310 · Fuel and oil | 89052 | 1,264.81 | | | 17,771.97 |
| 04/04/23 | 8734 | Edco Waste & Recycli... | -split- | March 23 | 454.08 | | | 17,317.89 |
| 04/04/23 | 8735 | Independent Mobile R... | -split- | 2480/81/82 | 2,475.77 | | | 14,842.12 |
| 04/04/23 | 8736 | Western Exterminator... | -split- | 03/15/03/22/23 | 168.99 | | | 14,673.13 |
| 04/05/23 | 8737 | Citi Cards | 5250 · Misc. supplies & ... | 5316 | 27.57 | | | 14,645.56 |
| 04/05/23 | 8738 | Verizon | -split- | 742392332 | 68.18 | | | 14,577.38 |
| 04/05/23 | 8731 | Heaton, Liz A | -split- | | 1,949.13 | | | 12,628.25 |
| 04/06/23 | | | 5620 · Medical insurance | Deposit | | | 2,460.39 | 15,088.64 |
| 04/06/23 | | Mercy Medical Trans. ... | 1200 · Accounts receiva... | | | | 367.00 | 15,455.64 |
| 04/06/23 | | Stephen C. Hasty | 1200 · Accounts receiva... | | | | 553.29 | 16,008.93 |
| 04/06/23 | debit | CalPERS | -split- | April 2023 | 3,317.09 | | | 12,691.84 |
| 04/10/23 | | | 1100 · Cash in county tr... | Deposit | | | 50,000.00 | 62,691.84 |
| 04/10/23 | 8739 | David Aguirre | 5320 · Radio maintenanc... | 2765 | 1,791.00 | | | 60,900.84 |
| 04/10/23 | 8740 | Regional Communicat... | 5330 · County 800 MHz... | 23DSPFPDN09 | 684.00 | | | 60,216.84 |
| 04/10/23 | 8741 | Vallecitos Water District | 5100 · Utilities - water:5... | 2 | 113.45 | | | 60,103.39 |
| 04/10/23 | 8742 | SDG&E | -split- | 2/3 | 1,228.60 | | | 58,874.79 |
| 04/10/23 | 8743 | Cox Communications | -split- | 2 | 234.29 | | | 58,640.50 |
| 04/10/23 | 8744 | The San Diego Union-... | 5740 · Printing | 017517651 | 420.60 | | | 58,219.90 |
| 04/10/23 | 8745 | Southern Counties Lu... | 5310 · Fuel and oil | 890543 | 1,217.14 | | | 57,002.76 |
| 04/10/23 | 8746 | Citi Cards | -split- | 5316 | 2,468.47 | | | 54,534.29 |
| 04/11/23 | 8747 | Canon Solutions Amer... | 5740 · Printing | 609544 | 24.70 | | | 54,509.59 |
| 04/11/23 | 8749 | White and Bright, LLP | -split- | BM 03/08/23 | 4,179.00 | | | 50,330.59 |
| 04/12/23 | debit | Employment Develop... | -split- | 291-0572-3 DE ... | 1,069.47 | | | 49,261.12 |
| 04/12/23 | eftps | California Bank & Trust | -split- | 95-3705957/941... | 3,490.84 | | | 45,770.28 |
| 04/12/23 | 8748 | County of San Diego-... | 5760 · Fees & permits | DEH2006-HUP... | 718.00 | | | 45,052.28 |
| 04/18/23 | 8750 | Valley Center Water | -split- | 1-3 | 412.15 | | | 44,640.13 |
| 04/19/23 | 8754 | Wells Fargo Advisors | -split- | 28044153/Empl... | 1,250.00 | | | 43,390.13 |
| 04/19/23 | 8755 | Heaton, Liz A | -split- | | 1,114.50 | | | 42,275.63 |
| 04/24/23 | | | 4800 · Other Income | Deposit | | | 409.00 | 42,684.63 |
| 04/24/23 | 8751 | Cox Communications | -split- | 1/3 | 572.89 | | | 42,111.74 |
| 04/24/23 | 8753 | Southern Counties Lu... | 5310 · Fuel and oil | 890598 | 1,061.18 | | | 41,050.56 |
| 04/25/23 | 8756 | Motion Telecom/Voip... | -split- | 1/2 | 43.21 | | | 41,007.35 |
| 04/25/23 | 8757 | AT&T | -split- | 1/2/3 | 300.64 | | | 40,706.71 |
| 04/25/23 | To Print | Western Exterminator... | 5110 · Utilities - extermin... | 04/07/23 Sta 2 | 58.90 | | | 40,647.81 |
| 04/26/23 | 8758 | Zoll Medical Corporat... | 5340 · First responder su... | 3712917 | 1,072.41 | | | 39,575.40 |
| 04/26/23 | 8759 | Zoll Medical Corporat... | 5340 · First responder su... | 3711423 | 363.66 | | | 39,211.74 |
| 05/01/23 | 8760 | San Diego Gas & Elec... | 5105 · Utilities - electric... | 1 | 1,346.89 | | | 37,864.85 |
| 05/01/23 | 8761 | Independent Mobile R... | 5300 · Vehicle maintena... | 2503 | 5,478.19 | | | 32,386.66 |
| 05/01/23 | 8762 | US Bank Card | -split- | 6761 | 601.80 | | | 31,784.86 |

Deer Springs Fire General Fund-Profit & Loss Budget vs. Actual

July 2022 through June 2023

| | Jul '22 - Jun 23 | Budget | \$ Over Budget | % of Budget |
|---|---------------------|---------------------|--------------------|---------------|
| Income | | | | |
| 4000 · Property Taxes | 547,507.30 | 536,751.00 | 10,756.30 | 102.0% |
| 4010 · Standby Availability | 1,747,772.39 | 1,935,298.00 | -187,525.61 | 90.3% |
| 4020 · Fire Suppression Assessment | 3,000,662.21 | 3,167,600.00 | -166,937.79 | 94.7% |
| 4100 · Interest-General Fund | 54,629.65 | 30,000.00 | 24,629.65 | 182.1% |
| 4115 · Transfer in from Mitigation | 50,000.00 | 50,000.00 | 0.00 | 100.0% |
| 4200 · San Diego County | | | | |
| 4200-01 · Fire Services Fund Agreement | 131,250.00 | 275,625.00 | -144,375.00 | 47.6% |
| Total 4200 · San Diego County | 131,250.00 | 275,625.00 | -144,375.00 | 47.6% |
| 4600 · Incident reimbursement | | | | |
| 4600-01 · First responder supplies | 4,621.94 | 4,600.00 | 21.94 | 100.5% |
| 4600.07 · Various Incidents | 32,448.64 | 40,000.00 | -7,551.36 | 81.1% |
| Total 4600 · Incident reimbursement | 37,070.58 | 44,600.00 | -7,529.42 | 83.1% |
| 4650 · Mercy ALS Agreement | 31,500.00 | 35,000.00 | -3,500.00 | 90.0% |
| 4800 · Other Income | | | | |
| 4800.03 · Sale 2007 Explorer | 6,000.00 | 6,000.00 | 0.00 | 100.0% |
| 4800 · Other Income - Other | 1,295.39 | 0.00 | 1,295.39 | 100.0% |
| Total 4800 · Other Income | 7,295.39 | 6,000.00 | 1,295.39 | 121.6% |
| Total Income | 5,607,687.52 | 6,080,874.00 | -473,186.48 | 92.2% |
| Gross Profit | 5,607,687.52 | 6,080,874.00 | -473,186.48 | 92.2% |
| Expense | | | | |
| 5000 · CAL FIRE Agreement | 4,292,897.37 | 5,599,855.00 | -1,306,957.63 | 76.7% |
| 5010 · Chief's discretionary | 489.38 | 5,000.00 | -4,510.62 | 9.8% |
| 5020 · Insurance | 0.00 | 65,000.00 | -65,000.00 | 0.0% |
| 5100 · Utilities - water | | | | |
| 5100.01 · S1 | 2,535.27 | 0.00 | 2,535.27 | 100.0% |
| 5100.02 · S2 | 979.69 | 0.00 | 979.69 | 100.0% |
| 5100.03 · S3 | 2,135.00 | 0.00 | 2,135.00 | 100.0% |
| 5100 · Utilities - water - Other | 0.00 | 9,000.00 | -9,000.00 | 0.0% |
| Total 5100 · Utilities - water | 5,649.96 | 9,000.00 | -3,350.04 | 62.8% |
| 5105 · Utilities - electricity | | | | |
| 5105.01 · S1 | 14,540.97 | 0.00 | 14,540.97 | 100.0% |
| 5105.02 · S2 | 7,579.55 | 0.00 | 7,579.55 | 100.0% |
| 5105.03 · S3 | 8,477.71 | 0.00 | 8,477.71 | 100.0% |
| 5105 · Utilities - electricity - Other | 0.00 | 35,000.00 | -35,000.00 | 0.0% |
| Total 5105 · Utilities - electricity | 30,598.23 | 35,000.00 | -4,401.77 | 87.4% |
| 5110 · Utilities - exterminators | | | | |
| 5110.01 · S1 | 820.45 | 0.00 | 820.45 | 100.0% |
| 5110.02 · S2 | 504.70 | 0.00 | 504.70 | 100.0% |
| 5110.03 · S3 | 623.00 | 0.00 | 623.00 | 100.0% |
| 5110 · Utilities - exterminators - Other | 0.00 | 2,400.00 | -2,400.00 | 0.0% |
| Total 5110 · Utilities - exterminators | 1,948.15 | 2,400.00 | -451.85 | 81.2% |
| 5120 · Utilities - propane | | | | |
| 5120.01 · S1 | 81.81 | 0.00 | 81.81 | 100.0% |
| 5120.02 · S2 | 1,353.47 | 0.00 | 1,353.47 | 100.0% |
| 5120.03 · S3 | 1,317.89 | 0.00 | 1,317.89 | 100.0% |
| 5120 · Utilities - propane - Other | 0.00 | 3,500.00 | -3,500.00 | 0.0% |
| Total 5120 · Utilities - propane | 2,753.17 | 3,500.00 | -746.83 | 78.7% |

Deer Springs Fire General Fund-Profit & Loss Budget vs. Actual

July 2022 through June 2023

| | Jul '22 - Jun 23 | Budget | \$ Over Budget | % of Budget |
|---|------------------|------------------|------------------|---------------|
| 5125 · Utilities - trash | | | | |
| 5125.01 · S1 | 2,290.55 | 0.00 | 2,290.55 | 100.0% |
| 5125.02 · S2 | 685.65 | 0.00 | 685.65 | 100.0% |
| 5125.03 · S3 | 613.40 | 0.00 | 613.40 | 100.0% |
| 5125 · Utilities - trash - Other | 0.00 | 3,500.00 | -3,500.00 | 0.0% |
| Total 5125 · Utilities - trash | 3,589.60 | 3,500.00 | 89.60 | 102.6% |
| 5130 · Utilities - cable | | | | |
| 5130.01 · S1 | 252.50 | 0.00 | 252.50 | 100.0% |
| 5130.02 · S2 | 1,511.49 | 0.00 | 1,511.49 | 100.0% |
| 5130.03 · S3 | 1,380.04 | 0.00 | 1,380.04 | 100.0% |
| 5130 · Utilities - cable - Other | 0.00 | 3,500.00 | -3,500.00 | 0.0% |
| Total 5130 · Utilities - cable | 3,144.03 | 3,500.00 | -355.97 | 89.8% |
| 5135 · Utilities - telephone | | | | |
| 5135.01 · S1 | 2,094.29 | 0.00 | 2,094.29 | 100.0% |
| 5135.02 · S2 | 1,329.11 | 0.00 | 1,329.11 | 100.0% |
| 5135.03 · S3 | 1,176.05 | 0.00 | 1,176.05 | 100.0% |
| 5135 · Utilities - telephone - Other | 0.00 | 5,500.00 | -5,500.00 | 0.0% |
| Total 5135 · Utilities - telephone | 4,599.45 | 5,500.00 | -900.55 | 83.6% |
| 5140 · Utilities - Internet | | | | |
| 5140.01 · S1 | 114.50 | 0.00 | 114.50 | 100.0% |
| 5140.02 · S2 | 699.90 | 0.00 | 699.90 | 100.0% |
| 5140.03 · S3 | 559.90 | 0.00 | 559.90 | 100.0% |
| 5140 · Utilities - Internet - Other | 0.00 | 2,000.00 | -2,000.00 | 0.0% |
| Total 5140 · Utilities - Internet | 1,374.30 | 2,000.00 | -625.70 | 68.7% |
| 5200 · Small Equipment Repair | | | | |
| 5200.01 · S1 | 540.85 | 0.00 | 540.85 | 100.0% |
| 5200.02 · S2 | 233.56 | 0.00 | 233.56 | 100.0% |
| 5200.03 · S3 | 136.03 | 0.00 | 136.03 | 100.0% |
| 5200 · Small Equipment Repair - Other | 0.00 | 6,800.00 | -6,800.00 | 0.0% |
| Total 5200 · Small Equipment Repair | 910.44 | 6,800.00 | -5,889.56 | 13.4% |
| 5210 · Building Repair | | | | |
| 5210.01 · S1 | 3,797.72 | 0.00 | 3,797.72 | 100.0% |
| 5210.02 · S2 | 14,940.09 | 0.00 | 14,940.09 | 100.0% |
| 5210.03 · S3 | 12,098.50 | 0.00 | 12,098.50 | 100.0% |
| 5210 · Building Repair - Other | 0.00 | 30,000.00 | -30,000.00 | 0.0% |
| Total 5210 · Building Repair | 30,836.31 | 30,000.00 | 836.31 | 102.8% |
| 5215 · Ladders | 1,696.14 | 1,500.00 | 196.14 | 113.1% |
| 5220 · Station bay door repairs | 1,582.50 | 5,000.00 | -3,417.50 | 31.7% |
| 5225 · Extrication Tools | 0.00 | 5,500.00 | -5,500.00 | 0.0% |
| 5230 · Generator repair | 3,125.09 | 5,000.00 | -1,874.91 | 62.5% |
| 5235 · AIR VAC-Exhaust System (Mainten... | 1,000.00 | 1,000.00 | 0.00 | 100.0% |
| 5240 · Fire extinguishers | 0.00 | 1,200.00 | -1,200.00 | 0.0% |
| 5250 · Misc. supplies & services | | | | |
| 5250.01 · S1 | 2,358.88 | 0.00 | 2,358.88 | 100.0% |
| 5250.02 · S2 | 1,320.03 | 0.00 | 1,320.03 | 100.0% |
| 5250.03 · S3 | 2,268.68 | 0.00 | 2,268.68 | 100.0% |
| 5250 · Misc. supplies & services - Other | 0.00 | 12,000.00 | -12,000.00 | 0.0% |
| Total 5250 · Misc. supplies & services | 5,947.59 | 12,000.00 | -6,052.41 | 49.6% |
| 5260 · SCBA supplies, repairs | 106.03 | 5,000.00 | -4,893.97 | 2.1% |
| 5270 · Pers. Protection, Rep/Repl | 0.00 | 24,000.00 | -24,000.00 | 0.0% |

Deer Springs Fire General Fund-Profit & Loss Budget vs. Actual

July 2022 through June 2023

| | Jul '22 - Jun 23 | Budget | \$ Over Budget | % of Budget |
|--|------------------|------------|----------------|-------------|
| 5300 · Vehicle maintenance & repair | | | | |
| 5300-02 · E211-2004 KME 8827 | 5,318.22 | 0.00 | 5,318.22 | 100.0% |
| 5300-03 · E13-2006 KME 8013 | 16,577.97 | 0.00 | 16,577.97 | 100.0% |
| 5300-06 · B13-2005 KME 1605 | 4,806.70 | 0.00 | 4,806.70 | 100.0% |
| 5300-08 · U11-2010 Ford F150 B425 | 237.12 | 0.00 | 237.12 | 100.0% |
| 5300-09 · B1-2014 Ford F250 9744 | 1,290.58 | 0.00 | 1,290.58 | 100.0% |
| 5300-11 · E12-2017 Spartan 1363 | 9,966.84 | 0.00 | 9,966.84 | 100.0% |
| 5300-13 · E11-2021 Ferrara 0029 | 10,481.22 | 0.00 | 10,481.22 | 100.0% |
| 5300 · Vehicle maintenance & repair - O... | 0.00 | 95,000.00 | -95,000.00 | 0.0% |
| Total 5300 · Vehicle maintenance & repair | 48,678.65 | 95,000.00 | -46,321.35 | 51.2% |
| 5310 · Fuel and oil | 33,943.38 | 60,000.00 | -26,056.62 | 56.6% |
| 5320 · Radio maintenance & repair | 5,196.61 | 5,000.00 | 196.61 | 103.9% |
| 5330 · County 800 MHz fees | 6,814.35 | 9,000.00 | -2,185.65 | 75.7% |
| 5340 · First responder supplies | 12,837.53 | 20,000.00 | -7,162.47 | 64.2% |
| 5350 · Fire hose replacement | 0.00 | 8,000.00 | -8,000.00 | 0.0% |
| 5360 · Safety Ropes | 0.00 | 2,500.00 | -2,500.00 | 0.0% |
| 5370 · Hydrant maintenance | 0.00 | 600.00 | -600.00 | 0.0% |
| 5400 · Grant expenditures | | | | |
| 5400-01 · Matching Funds | 0.00 | 20,000.00 | -20,000.00 | 0.0% |
| Total 5400 · Grant expenditures | 0.00 | 20,000.00 | -20,000.00 | 0.0% |
| 5420 · DS Fire Safe Council | 5,000.00 | 5,000.00 | 0.00 | 100.0% |
| 5425 · Community Education | 0.00 | 1,500.00 | -1,500.00 | 0.0% |
| 5600 · Salaries | | | | |
| 5600-01 · Administrator | 68,503.81 | 86,314.00 | -17,810.19 | 79.4% |
| 5600-02 · Fire Prevention | 0.00 | 35,000.00 | -35,000.00 | 0.0% |
| 5600-03 · Directors | 5,900.00 | 8,000.00 | -2,100.00 | 73.8% |
| Total 5600 · Salaries | 74,403.81 | 129,314.00 | -54,910.19 | 57.5% |
| 5610 · Deferred Compensation Plan | | | | |
| 5610-01 · Administrator | 1,087.45 | 2,252.00 | -1,164.55 | 48.3% |
| Total 5610 · Deferred Compensation Plan | 1,087.45 | 2,252.00 | -1,164.55 | 48.3% |
| 5615 · Vacation accrual | 0.00 | 8,256.00 | -8,256.00 | 0.0% |
| 5620 · Medical insurance | 9,970.08 | 11,500.00 | -1,529.92 | 86.7% |
| 5630 · Retiree benefits | 12,860.15 | 20,000.00 | -7,139.85 | 64.3% |
| 5640 · Social Security, Medicare | 6,695.19 | 7,500.00 | -804.81 | 89.3% |
| 5660 · State unemployment taxes | 112.00 | 150.00 | -38.00 | 74.7% |
| 5670 · Workers compensation | 2,356.76 | 3,000.00 | -643.24 | 78.6% |
| 5700 · Administrative expenses | | | | |
| 5700-01 · Meetings, training & travel | 750.00 | 4,000.00 | -3,250.00 | 18.8% |
| 5700-02 · Dues, subscriptions | 1,001.43 | 2,000.00 | -998.57 | 50.1% |
| 5700-03 · Supplies - office | 1,485.71 | 2,500.00 | -1,014.29 | 59.4% |
| 5700-05 · Tech Improvement | 1,103.36 | 25,000.00 | -23,896.64 | 4.4% |
| Total 5700 · Administrative expenses | 4,340.50 | 33,500.00 | -29,159.50 | 13.0% |
| 5720 · Computer Equipment | | | | |
| 5720-01 · Hardware | 2,049.94 | 4,000.00 | -1,950.06 | 51.2% |
| 5720-02 · Software | 0.00 | 3,000.00 | -3,000.00 | 0.0% |
| 5720-03 · Repair | 653.97 | 1,500.00 | -846.03 | 43.6% |
| Total 5720 · Computer Equipment | 2,703.91 | 8,500.00 | -5,796.09 | 31.8% |
| 5730 · Office equipment | 0.00 | 2,500.00 | -2,500.00 | 0.0% |
| 5740 · Printing | 1,152.90 | 1,500.00 | -347.10 | 76.9% |
| 5750 · Professional services | | | | |
| 5750-01 · Legal | 13,802.47 | 25,000.00 | -11,197.53 | 55.2% |
| 5750-02 · Accounting | 8,632.50 | 9,000.00 | -367.50 | 95.9% |
| 5750-03 · Board of Directors Election | 0.00 | 8,500.00 | -8,500.00 | 0.0% |
| Total 5750 · Professional services | 22,434.97 | 42,500.00 | -20,065.03 | 52.8% |
| 5760 · Fees & permits | 1,443.00 | 1,500.00 | -57.00 | 96.2% |

Deer Springs Fire General Fund-Profit & Loss Budget vs. Actual

July 2022 through June 2023

| | Jul '22 - Jun 23 | Budget | \$ Over Budget | % of Budget |
|---|-------------------|--------------------|---------------------|----------------|
| 5800 · County assessments | | | | |
| 5800-01 · LAFCO | 3,836.12 | 4,200.00 | -363.88 | 91.3% |
| 5800-02 · Tax collections | 33.48 | 50.00 | -16.52 | 67.0% |
| 5800-03 · Fire suppression | 3,500.00 | 4,000.00 | -500.00 | 87.5% |
| 5800-05 · Standby & availability | 4,428.19 | 5,000.00 | -571.81 | 88.6% |
| Total 5800 · County assessments | 11,797.79 | 13,250.00 | -1,452.21 | 89.0% |
| 5900 · Miscellaneous | 346.15 | 600.00 | -253.85 | 57.7% |
| 6100 · Transfers out | 160,000.00 | 160,000.00 | 0.00 | 100.0% |
| Total Expense | 4,816,422.92 | 6,503,677.00 | -1,687,254.08 | 74.1% |
| Net Income | 791,264.60 | -422,803.00 | 1,214,067.60 | -187.1% |

Deer Springs Fire

5/2/23 9:19 AM

Register: 1100 · Cash in county treasury

From 04/01/23 through 05/01/23

Sorted by: Date, Type, Number/Ref

| <u>Date</u> | <u>Number</u> | <u>Payee</u> | <u>Account</u> | <u>Memo</u> | <u>Payment</u> | <u>C</u> | <u>Deposit</u> | <u>Balance</u> |
|-------------|---------------|-------------------------|----------------------------|----------------------|----------------|----------|----------------|----------------|
| 04/10/23 | | County of San Diego ... | 1110-01 · Calif Bank & ... | Wire transfer for... | 50,000.00 | | | 2,708,711.73 |
| 04/18/23 | | | -split- | Deposit | | | 1,744,806.78 | 4,453,518.51 |

Deer Springs Fire
Capital Fund Profit & Loss Budget vs. Actual
 July 2022 through June 2023

| | Jul '22 - Jun 23 | Budget | \$ Over Budget | % of Budget |
|---|---------------------|---------------------|-------------------|---------------|
| Income | | | | |
| 4105 · Capital-Interest | 109,850.04 | 40,000.00 | 69,850.04 | 274.6% |
| 4120 · Transfer in from General | 160,000.00 | 160,000.00 | 0.00 | 100.0% |
| 4200 · San Diego County | | | | |
| 4200-02 · OES Grants-2020 | 12,020.00 | 12,020.00 | 0.00 | 100.0% |
| Total 4200 · San Diego County | 12,020.00 | 12,020.00 | 0.00 | 100.0% |
| 4500 · Other grants | | | | |
| 4500.04 · Traffic Safety Grant | 98,543.20 | 99,920.00 | -1,376.80 | 98.6% |
| 4500.05 · ARPA | 40,664.94 | 40,665.00 | -0.06 | 100.0% |
| 4500.06 · OES-Waldron Funding | 8,000,000.00 | 8,000,000.00 | 0.00 | 100.0% |
| 4500.07 · ARPA-2 (Heart monitor station 1 and upgrades sta...) | 0.00 | 51,222.00 | -51,222.00 | 0.0% |
| Total 4500 · Other grants | 8,139,208.14 | 8,191,807.00 | -52,598.86 | 99.4% |
| Total Income | 8,421,078.18 | 8,403,827.00 | 17,251.18 | 100.2% |
| Gross Profit | 8,421,078.18 | 8,403,827.00 | 17,251.18 | 100.2% |
| Expense | | | | |
| 5400 · Grant expenditures | | | | |
| 5400-11 · SHSP Grant 2020-11 BA Bottles | 12,643.39 | 12,020.00 | 623.39 | 105.2% |
| 5400.13 · Extrication Equip.-OTS | 99,393.71 | 99,920.00 | -526.29 | 99.5% |
| 5400.16 · Extractors & Dryer-ARPA | 39,534.94 | 40,665.00 | -1,130.06 | 97.2% |
| 5400.17 · Defibrillator E11 ARPA (Station 1 new heart monit...) | 43,373.28 | 43,374.00 | -0.72 | 100.0% |
| 5400.18 · HM Upgrades E12 & E13-ARPA | 847.99 | 7,848.00 | -7,000.01 | 10.8% |
| Total 5400 · Grant expenditures | 195,793.31 | 203,827.00 | -8,033.69 | 96.1% |
| 5500 · Capital Expenditures | | | | |
| 5500.01 · Apparatus | 0.00 | 880,000.00 | -880,000.00 | 0.0% |
| 5500.02 · Defibrillator | 0.00 | 45,000.00 | -45,000.00 | 0.0% |
| 5500.04 · Station 1 Upgrades | 13,800.00 | 10,000.00 | 3,800.00 | 138.0% |
| 5500.05 · Station 2 Upgrades | 0.00 | 10,000.00 | -10,000.00 | 0.0% |
| 5500.06 · Station 3 Upgrades | 8,000.00 | 10,000.00 | -2,000.00 | 80.0% |
| 5500.12 · Station 2 Facility | 150,489.00 | 400,000.00 | -249,511.00 | 37.6% |

9:53 AM
05/02/23
Cash Basis

Deer Springs Fire
Capital Fund Profit & Loss Budget vs. Actual
July 2022 through June 2023

| | <u>Jul '22 - Jun 23</u> | <u>Budget</u> | <u>\$ Over Budget</u> | <u>% of Budget</u> |
|--|----------------------------|----------------------------|----------------------------|----------------------|
| 5500.14 · SCBA Package | 0.00 | 40,000.00 | -40,000.00 | 0.0% |
| 5500.15 · Station 1 Concrete | 0.00 | 100,000.00 | -100,000.00 | 0.0% |
| Total 5500 · Capital Expenditures | <u>172,289.00</u> | <u>1,495,000.00</u> | <u>-1,322,711.00</u> | <u>11.5%</u> |
| Total Expense | <u>368,082.31</u> | <u>1,698,827.00</u> | <u>-1,330,744.69</u> | <u>21.7%</u> |
| Net Income | <u>8,052,995.87</u> | <u>6,705,000.00</u> | <u>1,347,995.87</u> | <u>120.1%</u> |

Deer Springs Fire

5/2/23 9:19 AM

Register: 1111 · Capital Fund

From 04/01/23 through 05/01/23

Sorted by: Date, Type, Number/Ref

| <u>Date</u> | <u>Number</u> | <u>Payee</u> | <u>Account</u> | <u>Memo</u> | <u>Payment</u> | <u>C</u> | <u>Deposit</u> | <u>Balance</u> |
|-------------|---------------|--------------------|----------------------------|---------------------|----------------|----------|----------------|----------------|
| 04/20/23 | 2517 | Kitchell/CEM, Inc. | 5500 · Capital Expendit... | March billing br... | 28,711.50 | | | 17,977,783.06 |
| 04/20/23 | 2518 | Kitchell/CEM, Inc. | 5500 · Capital Expendit... | March Phase 3 ... | 30,240.00 | | | 17,947,543.06 |
| 04/20/23 | 94 | Deer Springs Fire | 5400 · Grant expenditur... | Invoice 369516... | 43,373.28 | | | 17,904,169.78 |
| 04/20/23 | 94 | Deer Springs Fire | 5400 · Grant expenditur... | Inv #3691786 c... | 847.99 | | | 17,903,321.79 |

Deer Springs Fire

5/2/23 9:22 AM

Register: 1112 · Mitigation Fund

From 01/01/23 through 05/02/23

Sorted by: Date, Type, Number/Ref

| Date | Number | Payee | Account | Memo | Payment | C | Deposit | Balance |
|-------------|---------------|-------------------|-----------------------------|-----------------|----------------|----------|----------------|----------------|
| 01/17/23 | dep | | 4030 · Mitigation Fees | 2nd. qtr. 22/23 | | X | 12,947.34 | 82,094.11 |
| 01/19/23 | | | 4110 · Mitigation-Interest | Interest | | X | 106.95 | 82,201.06 |
| 03/19/23 | | | 4110 · Mitigation-Interest | Interest | | X | 280.73 | 82,481.79 |
| 03/27/23 | 92 | Deer Springs Fire | 1100 · Cash in county tr... | T0025 | 50,000.00 | X | | 32,481.79 |
| 04/20/23 | | | 4030 · Mitigation Fees | 3rd. qtr. 23 | | | 2,807.20 | 35,288.99 |

CHIEF'S REPORT

May

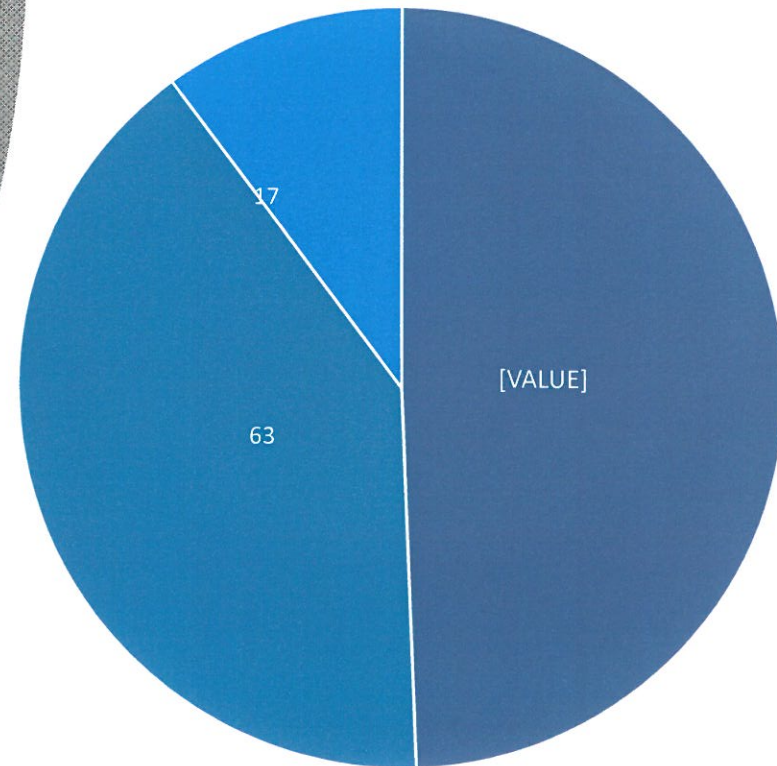
2023




TOTAL DISTRICT ACTIVITY

During the month of April, 49% of the 157 total calls for service within the district were in Station 1's response area.

The District saw a 1 call increase in calls for service compared to the same month last year



Station 1 Station 2 Station 3



**District
Incidents**

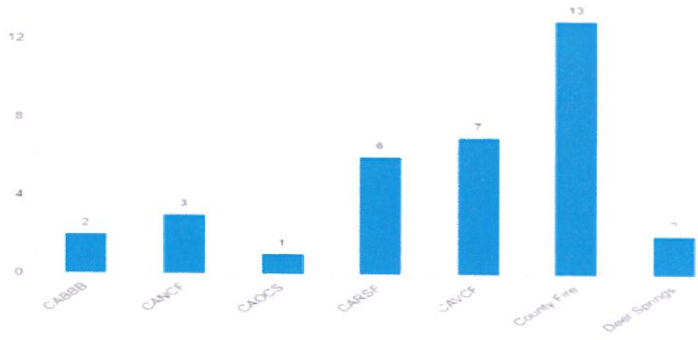
**Transporting
Incidents**

157
Total Calls for
service

56
Transporting
incidents

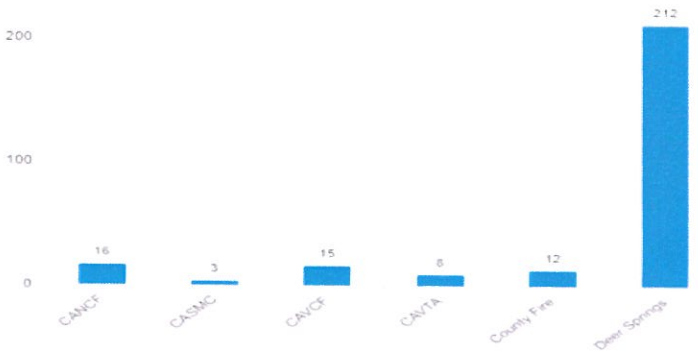
AUTOMATIC AID

District personnel were dispatched to calls for service out of district 30 times in the month of April.



| | RSF | Oceanside Fire | Escondido Fire | North County Fire | San Diego County Fire | Valley Center Fire | Total |
|-----------|-----|----------------|----------------|-------------------|-----------------------|--------------------|-------|
| Aid Given | 6 | 1 | 0 | 3 | 13 | 7 | 30 |

Outside resources were dispatched to calls for service in the District 54 times in the month of April.



| | San Diego County Fire | Vista Fire | Valley Center | North County Fire | San Marcos Fire | Totals |
|--------------|-----------------------|------------|---------------|-------------------|-----------------|--------|
| Aid Received | 12 | 8 | 15 | 16 | 3 | 54 |

Cover Assignments

Times in which units either covered outside district or outside units covered our stations

| | Station 1 | | Station 2 | | Station 3 | |
|------------------|----------------|--------------|----------------|--------------|----------------|--------------|
| | Hours covering | Cover behind | Hours Covering | Cover Behind | Hours Covering | Cover Behind |
| San Diego County | 0 | 0 | 0 | 0 | 12.5 | 0 |
| Local Agencies | 0 | 0 | 5 | 0 | 0 | 0 |
| Totals | 0 | 0 | 0 | 0 | 12.5 | 0 |



What's going on in the District

- District Firefighters logged over 58 hours of work on station infrastructure and equipment that saved the District an estimated \$4,300:
- Fire Safe Council presentation in Hidden Meadows
- All members recert of water rescue quals
- 630 hours logged for training by District Fire Personnel
- FAE Carlos Rodriguez Completed JAC requirements

Fire Prevention Report

- San Diego County Prevention/Fire Marshal
 - Plan Checks: 18
 - Business inspections: 9
 - Knox box installed: 0
 - Total Knox box installed: 36
- Defensible Space Inspection
 - month/to date/annual expected
 - Station 1 – /63/670
 - Station 2 – /26/32
 - Station 3 – /42/111


Help when
you **need**
it most.



Don't let the front door stand
between you and first responders
in an emergency.

Get a lockbox at your
home at **no cost** from
San Diego County Fire.

The boxes will store
your home key, allowing
firefighters to reach you
in an emergency.



Contact us today!

FireCRR@sdcounty.ca.gov
(858) 974-5744

sdiegocounty.gov/sdcfa



FY 2020/2021

| | | | | | |
|-------------------|-------------|-------------|-------------|--------------|---------------|
| Engine Identifier | E-12 | E-11 | E-13 | E-211 | BR-13 |
| Manufacture Year | 2017 | 2009 | 2006 | 2004 | 2004 |
| Vehicle Make | Spartan | KME | KME | KME | International |
| Vin last 4 | 1363 | 8577 | 8013 | 8827 | 1605 |
| Maintenance Cost | \$2,500 | \$300 | \$2,260 | \$19,200 | \$3,500 |

FY 2021/2022

| | | | | | |
|-------------------|-------------|-------------|-------------|--------------|---------------|
| Engine Identifier | E-12 | E-11 | E-13 | E-211 | BR-13 |
| Manufacture Year | 2017 | 2021 | 2006 | 2004 | 2004 |
| Vehicle Make | Spartan | Ferrara | KME | KME | International |
| Vin last 4 | 1363 | 0029 | 8013 | 8827 | 1605 |
| Maintenance Cost | \$ 14,735 | \$2,571 | \$ 8,603 | \$ 6,220 | \$ 772 |

FY 2022/2023

| | | | | | | |
|-------------------|-------------|-------------|-------------|--------------|---------------|------------|
| Engine Identifier | E-12 | E-11 | E-13 | E-211 | BR-13 | B-1 |
| Manufacture Year | 2017 | 2021 | 2006 | 2004 | 2004 | 2012 |
| Vehicle Make | Spartan | Ferrara | KME | KME | International | Ford F250 |
| Vin last 4 | 1363 | 0029 | 8013 | 8827 | 1605 | 9744 |
| Maintenance Cost | \$9,200 | \$10,500 | \$16,000 | \$5,400 | \$4,800 | \$1300 |

Current Grants

Submitted FOR

- 2021 AFG Micro-Hoses, Ropes, Power Equipment \$50,000
- 2022 ARPA – Defibrillator (E-11) \$43,374
- 2022 ARPA – Defibrillator upgrades (E12/13)

AWARDED

Funded

- 2021 Neighborhood Reinvestment Program-Extrication Equipment \$50,000 – FUNDED 2-14-22
- 2022 California Traffic Safety - \$99,920 - auto extrication equipment
- 2022 ARPA – Extractors = \$40,700
- 2022 OES – Station Build = \$8,000,000



FEMA

Assistance to Firefighters Grant





San Diego County Fire Prevention Activity Report

Deer Springs FPD

April 2023



| Date | Type | Details | Address | Comment |
|--------------------|----------------|--|-------------------------------|-------------------------------------|
| Plan Review | | | | |
| 04/04/2023 | Building | SFD w/Att. Garage | 11291 ADAgio Way | Resubmittal Required |
| 04/04/2023 | Building | ADU w/ Att. Garage and Detached Shop Bld | 27867 Cougar Pass Road | Resubmittal Required |
| 04/04/2023 | Fire Sprinkler | SFD with attached garage | 27353 Lotus Pond Ln, Escondid | 1st review/ resubmittal required |
| 04/04/2023 | Fire Sprinkler | SFD with attached garage | 29120 North View Ln, Escondid | 1st review/ approved |
| 04/05/2023 | Grading | Grading for SFD | 28590 Sandhurst Way | Plan Accepted - Need to sign mylars |
| 04/06/2023 | Building | SFD w/Att. Garage w/ Det. ADU | 27775 Cougar Pass Road | Resubmittal Required |
| 04/06/2023 | Fire Sprinkler | SFD with attached garage | 9758 Niya Way, Valley Center, | 1st review/ approved |
| 04/12/2023 | Fire Sprinkler | SFD with attached garage | 27353 Lotus Pond Ln, Escondid | Resubmittal/ approved |
| 04/19/2023 | Building | Single Family Dwelling | 10040 American Ridge Lane | fire stamp transfer |
| 04/19/2023 | Building | SFD w/Att. Garage | 30211 Ridge Creek Road | Resubmittal Required |
| 04/19/2023 | Grading | Single Family Dwelling | 10040 America Ridge | fire stamp transfer |
| 04/20/2023 | Grading | Grading for SFD | 28590 Sandhurst Way | Approved - Mylars Signed |
| 04/21/2023 | Building | Detached Storage Building | 25241 Jesmond Dene Heights | Resubmittal Required |
| 04/24/2023 | Building | SFD w/Att. Garage | 28570 Sandhurst Way | Plan Change - Resubmittal Required |
| 04/24/2023 | Building | ADU | 28946 Mountain Meadow Road | Approved |
| 04/24/2023 | Building | SFD w/Att. Garage | 28742 Twin Oaks Valley Road | Plan Change - Approved |
| 04/25/2023 | Building | SFD w/Att. Garage | 10040 America Ridge Lane | Plan Change - Resubmittal Required |
| 04/25/2023 | Building | Single Family Dwelling | 10258 Jesmond Drive | Resubmittal Required |
| | | | | Amount: 18 |



April 2023
San Diego County Fire
Inspection Activity Report



FDID

Deer Springs FPD

| Row Labels | Count of Completed |
|--|--------------------|
| Annual | 1 |
| Moose Lodge - 25721 Jesmond Dene Rd | 1 |
| C-Sprinkler Inspection/Final | 2 |
| The Welk Resort - Rhapsody - 28848 Brienwood Dr | 1 |
| The Welk Resort - Shanandoah - 8812 Chalice Dr | 1 |
| Defensible Space | 2 |
| Michael M Mellano Living Trust - 1275 El Paseo | 1 |
| Quan Nguyen - 4015 Holly Hill Rd | 1 |
| Fire Alarm Inspection | 4 |
| The Welk Resort - Charmaine - 28852 Brienwood Dr | 1 |
| The Welk Resort - Gigi - 8808 Moonwind Circle | 1 |
| The Welk Resort - Moonglow - 8811 Chalice Dr | 1 |
| The Welk Resort - Tangerine - - Chalice Dr | 1 |
| Grand Total | 9 |



**RESOLUTION 23-01
RESOLUTION OF THE DEER SPRINGS FIRE PROTECTION DISTRICT
ESTABLISHING THE STANDBY/AVAILABILITY CHARGE
FOR FISCAL YEAR 2023-2024**

WHEREAS, The Board of Directors of the Deer Springs Fire Protection District was authorized, by November 1981 property owner ballot approval, to establish a Standby/Availability Charge; and

WHEREAS, The maximum Standby/Availability charge may be increased by the consumer price index (CPI) of San Diego County and the CPI did increase from 325.241 to 348.945 from 2nd Half 2021 to 2nd Half 2022; and

WHEREAS, The Standby/Availability Charge assessment for fiscal year 2022-2023 was \$18.90 per benefit unit; and the maximum Standby/Availability charge for fiscal year 2023-2024 is \$20.28.and

WHEREAS, This CPI increase results in a maximum Standby/Availability Charge for F/Y 2023-2024 (from 07/01/2021 to 06/30/2022) as set forth below:

January 2022 to January 2023 CONSUMER PRICE INDEX:

2nd. Half 2022 348.945

2nd. Half 2021 -325.241

$$23.704/325.241 = 0.0728 * 18.90 = 1.377 + 18.90 = \$20.28$$

NOW, THEREFORE, BE IT RESOLVED that the Board of Directors of the Deer Springs Fire Protection District has elected by majority vote to hereby establish the Standby/Availability charge for fiscal year 2023-2024 at \$19.61 per benefit unit. This rate increase is less than the \$ 20.28 maximum allowed by ordinance. The Board chose to abate the rate increase to mitigate the affordability impact on our ratepaying Public.

PASSED AND ADOPTED BY THE FOLLOWING VOTE THIS 10th DAY OF May, 2023.

AYES:

NAYS:

ABSENT:

ABSTAIN:

Approved:

Bret A. Sealey, President

Attested:

James Gordon, Secretary



RESOLUTION 23-02
RESOLUTION OF THE DEER SPRINGS FIRE PROTECTION DISTRICT
ESTABLISHING THE FIRE SUPPRESSION ASSESSMENT CHARGE
FOR FISCAL YEAR 2023-2024

WHEREAS, The Board of Directors of the Deer Springs Fire Protection District was authorized by a July 2004 property owner ballot approval to establish a Fire Suppression Assessment not to exceed \$0.16 per benefit unit, exclusive of the San Diego County annual consumer price index (CPI) adjustments with a maximum annual cap of 5%; and

WHEREAS, The Maximum Fire Suppression assessment may be increased by the CPI of San Diego County and the CPI did increase from 319.761 to 344.416 Annual average from January 2022 to January 2023; and

WHEREAS, The Fire Suppression assessment the Fire Suppression assessment for fiscal year 2022-2023 was \$0.2490, and for fiscal year 2023-2024 \$0.2681 which exceeded the 5% cap. The Maximum Rate adjusted for the 5% cap is \$0.2574.

WHEREAS, The Board of Directors has deemed it necessary to increase the Fire Suppression Assessment to the 2023-2024 maximum rate adjusted to a 5% cap on annual increases of \$0.0.2574 per benefit unit for FY 2023-2024 (from 07/01/2022 to 06/30/23); and

NOW, THEREFORE, BE IT *RESOLVED*, That the Board of Directors of the Deer Springs Fire Protection District does hereby establish the Fire Suppression Assessment charge for fiscal year 2023-2024 at \$0.\$0.2574 per benefit unit,

PASSED AND ADOPTED BY THE FOLLOWING VOTE THIS TH DAY OF MAY, 2023.

AYES:
NAYS:
ABSENT:

Approved:

Bret A. Sealey, President

Attested:

James Gordon, Secretary

General Budget 2023-2024

| | <u>Jul '22 - Jun 23</u> | <u>Budget</u> | <u>Jul '23-Jun 24</u> |
|---|-------------------------|---------------------|-----------------------|
| Income | | | |
| 4000 · Property Taxes | 547,507.00 | 536,751.00 | 563,589.00 |
| 4010 · Standby Availability | 1,747,772.00 | 1,935,298.00 | 2,012,261.00 |
| 4020 · Fire Suppression Assessment | 3,000,662.00 | 3,167,600.00 | 3,564,052.00 |
| 4100 · Interest-General Fund | 54,630.00 | 30,000.00 | 37,500.00 |
| 4115 · Transfer in from Mitigation | 50,000.00 | 50,000.00 | 35,000.00 |
| 4200 · San Diego County | | | |
| 4200-01 · Fire Services Fund Agreement | 131,250.00 | 275,625.00 | |
| Total | | 275,625.00 | <u>6,212,402.00</u> |
| 4600 · Incident reimbursement | | | |
| 4600-01 · First responder supplies | 4,622.00 | 4,600.00 | 0.00 |
| 4600.07 · Various Incidents | 32,449.00 | 40,000.00 | 40,000.00 |
| Total 4600 · Incident reimbursement | | 44,600.00 | |
| 4650 · Mercy ALS Agreement | 31,500.00 | 35,000.00 | |
| 4800 · Other | 7,295.00 | 0.00 | |
| Total Income | <u>5,607,687.00</u> | <u>6,024,874.00</u> | <u>6,252,402.00</u> |
| | 5,607,687.00 | 6,024,874.00 | 6,252,402.00 |
| Expense | | | |
| 5000 · CAL FIRE Agreement | 4,292,897.00 | 5,599,855.00 | 6,000,000.00 |
| 5010 · Chief's discretionary | 489.00 | 5,000.00 | 5,000.00 |
| 5020 · Insurance | 58,848.00 | 65,000.00 | 65,000.00 |
| 5100 · Utilities - water | | | |
| 5100.01 · S1 | 2,535.00 | 0.00 | |
| 5100.02 · S2 | 980.00 | 0.00 | |
| 5100.03 · S3 | 2,135.00 | 0.00 | |
| 5100 · Utilities - water - Other | 0.00 | 0.00 | |
| Total 5100 · Utilities - water | <u>5,650.00</u> | 9,000.00 | <u>9,000.00</u> |
| 5105 · Utilities - electricity | | | |
| 5105.01 · S1 | 14,541.00 | 0.00 | |
| 5105.02 · S2 | 7,580.00 | 0.00 | |
| 5105.03 · S3 | 8,478.00 | 0.00 | |
| 5105 · Utilities - electricity - Other | 0.00 | 0.00 | |
| Total 5105 · Utilities - electricity | <u>30,599.00</u> | 35,000.00 | <u>40,000.00</u> |
| 5110 · Utilities - exterminators | | | |
| 5110.01 · S1 | 820.00 | 0.00 | |
| 5110.02 · S2 | 505.00 | 0.00 | |
| 5110.03 · S3 | 623.00 | 0.00 | |
| 5110 · Utilities - exterminators - Other | 0.00 | 0.00 | |
| Total 5110 · Utilities - exterminators | <u>1,948.00</u> | 2,400.00 | <u>2,750.00</u> |
| 5120 · Utilities - propane | | | |
| 5120.01 · S1 | 82.00 | 0.00 | |
| 5120.02 · S2 | 1,353.00 | 0.00 | |
| 5120.03 · S3 | 1,318.00 | 0.00 | |
| 5120 · Utilities - propane - Other | 0.00 | 0.00 | |
| Total 5120 · Utilities - propane | <u>2,753.00</u> | 3,500.00 | <u>4,200.00</u> |
| 5125 · Utilities - trash | | | |
| 5125.01 · S1 | 2,291.00 | 0.00 | |
| 5125.02 · S2 | 686.00 | 0.00 | |
| 5125.03 · S3 | 613.00 | 0.00 | |
| 5125 · Utilities - trash - Other | 0.00 | 0.00 | |
| Total 5125 · Utilities - trash | <u>4,044.00</u> | 3,500.00 | <u>4,500.00</u> |
| 5130 · Utilities - cable | | | |
| 5130.01 · S1 | 0.00 | 0.00 | |

General Budget 2023-2024

| | | | |
|--|------------------|------------------|------------------|
| 5130.02 · S2 | 1,511.00 | 0.00 | |
| 5130.03 · S3 | 1,380.00 | 0.00 | |
| 5130 · Utilities - cable - Other | 0.00 | 0.00 | |
| Total 5130 · Utilities - cable | 2,891.00 | 3,500.00 | 4,100.00 |
| 5135 · Utilities - telephone | | | |
| 5135.01 · S1 | 2,111.00 | 0.00 | |
| 5135.02 · S2 | 1,329.00 | 0.00 | |
| 5135.03 · S3 | 1,176.00 | 0.00 | |
| 5135 · Utilities - telephone - Other | 0.00 | 0.00 | |
| Total 5135 · Utilities - telephone | 4,616.00 | 5,500.00 | 5,500.00 |
| 5140 · Utilities - Internet | | | |
| 5140.01 · S1 | 115.00 | 0.00 | |
| 5140.02 · S2 | 700.00 | 0.00 | |
| 5140.03 · S3 | 560.00 | 0.00 | |
| 5140 · Utilities - Internet - Other | 0.00 | 0.00 | |
| Total 5140 · Utilities - Internet | 1,375.00 | 2,000.00 | 2,000.00 |
| 5200 · Small Equipment Repair | | | |
| 5200.01 · S1 | 541.00 | 0.00 | |
| 5200.02 · S2 | 234.00 | 0.00 | |
| 5200.03 · S3 | 136.00 | 0.00 | |
| 5200 · Small Equipment Repair - Other | 0.00 | 6,800.00 | |
| Total 5200 · Small Equipment Repair | 911.00 | | 6,800.00 |
| 5210 · Building Repair | | | |
| 5210.01 · S1 | 3,798.00 | 0.00 | |
| 5210.02 · S2 | 14,940.00 | 0.00 | |
| 5210.03 · S3 | 12,099.00 | 0.00 | |
| 5210 · Building Repair - Other | 0.00 | 30,000.00 | |
| Total 5210 · Building Repair | 30,837.00 | | 30,000.00 |
| 5215 · Ladders | 1,696.00 | 1,500.00 | 2,000.00 |
| 5220 · Station bay door repairs | 1,583.00 | 5,000.00 | 5,000.00 |
| 5225 · Extrication Tools | | 5,500.00 | 5,500.00 |
| 5230 · Generator repair | 3,125.00 | 5,000.00 | 5,000.00 |
| 5235 · Air Vac-Maintenance | 1,000.00 | 1,000.00 | 2,000.00 |
| 5240 · Fire extinguishers | | 1,200.00 | 1,200.00 |
| 5250 · Misc. supplies & services | | | |
| 5250.01 · S1 | 2,418.00 | 0.00 | |
| 5250.02 · S2 | 1,628.00 | 0.00 | |
| 5250.03 · S3 | 2,390.00 | 0.00 | |
| Total 5250 · Misc. supplies & services | 6,436.00 | 12,000.00 | 12,000.00 |
| 5260 · SCBA supplies, repairs | 106.00 | 5,000.00 | 5,000.00 |
| 5270 · Pers. Protection, Rep/Repl | | 24,000.00 | 24,000.00 |
| 5300 · Vehicle maintenance & repair | | | |
| 5300-02 · E213-2004 KME 8827 | 5,318.00 | 0.00 | |
| 5300-03 · E13-2006 KME 8013 | 16,578.00 | 0.00 | |
| 5300-06 · B13-2005 KME 1605 | 4,807.00 | 0.00 | |
| 5300-07 · 7141-2007 Explorer 7532 | 0.00 | 0.00 | |
| 5300-08 · U11-2010 Ford F150 B425 | 237.00 | 0.00 | |
| 5300-09 · B1-2014 Ford F250 9744 | 1,291.00 | 0.00 | |
| 5300.11 · E12-2017 Spartan 1363 | 9,967.00 | 0.00 | |
| 5300.13 · E11-2021 Ferrara 0029 | 10,481.00 | 0.00 | |
| 5300 · Vehicle maintenance & repair - Other | 0.00 | 0.00 | |
| Total 5300 · Vehicle maintenance & repair | 48,679.00 | 95,000.00 | 95,000.00 |
| 5310 · Fuel and oil | 33,943.00 | 60,000.00 | 50,000.00 |
| 5320 · Radio maintenance & repair | 5,197.00 | 5,000.00 | 5,000.00 |

General Budget 2023-2024

| | | | |
|--|---------------------|---------------------|---------------------|
| 5330 · County 800 MHz fees | 6,814.00 | 9,000.00 | 9,000.00 |
| 5340 · First responder supplies | 12,838.00 | 20,000.00 | 20,000.00 |
| 5350 · Fire hose replacement | 0.00 | 8,000.00 | 8,000.00 |
| 5360 · Safety Ropes | | 2,500.00 | 2,500.00 |
| 5370 · Hydrant maintenance | 0.00 | 600.00 | 600.00 |
| 5400 · Grant expenditures | | | |
| 5400-01 · Matching Funds | 0.00 | 20,000.00 | 20,000.00 |
| 5400-03 · SDG&E - CERT | 0.00 | 550.00 | 550.00 |
| Total 5400 · Grant expenditures | 0.00 | | 20,550.00 |
| 5420 · DS Fire Safe Council | 5,000.00 | 5,000.00 | 5,000.00 |
| 5425 · Community Education | 0.00 | 1,500.00 | 1,500.00 |
| 5600 · Salaries | | | |
| 5600-01 · Administrator | 71,824.00 | 86,314.00 | 90,065.00 |
| 5600-02 · Fire Prevention | 0.00 | 35,000.00 | 35,000.00 |
| 5600-03 · Directors | 5,900.00 | 8,000.00 | 9,000.00 |
| Total 5600 · Salaries | 77,724.00 | | 129,314.00 |
| 5610 · Deferred Compensation Plan | | | |
| 5610-01 · Administrator | 1,087.00 | 2,252.00 | 2,800.00 |
| Total 5610 · Deferred Compensation Plan | 1,087.00 | | 2,252.00 |
| 5615 · Vacation accrual | 0.00 | 8,256.00 | 8,256.00 |
| 5620 · Medical insurance | 9,970.00 | 11,500.00 | 11,500.00 |
| 5630 · Retiree benefits | 12,307.00 | 20,000.00 | 20,000.00 |
| 5640 · Social Security, Medicare | 6,950.00 | 7,500.00 | 7,500.00 |
| 5660 · State unemployment taxes | 112.00 | 150.00 | 150.00 |
| 5670 · Workers compensation | 2,357.00 | 3,000.00 | 3,000.00 |
| 5700 · Administrative expenses | | | |
| 5700-01 · Meetings, training & travel | 750.00 | 4,000.00 | 4,000.00 |
| 5700-02 · Dues, subscriptions | 1,032.00 | 2,000.00 | 2,000.00 |
| 5700-03 · Supplies - office | 1,486.00 | 2,500.00 | 2,500.00 |
| 5700-05 · Tech Improvement | 1,103.00 | 25,000.00 | 25,000.00 |
| Total 5700 · Administrative expenses | 4,371.00 | | 33,500.00 |
| 5720 · Computer Equipment | | | |
| 5720-01 · Hardware | 2,050.00 | 4,000.00 | 4,000.00 |
| 5720-02 · Software | 0.00 | 3,000.00 | 3,000.00 |
| 5720-03 · Repair | 654.00 | 1,500.00 | 1,500.00 |
| Total 5720 · Computer Equipment | 2,704.00 | | 8,500.00 |
| 5730 · Office equipment | 777.00 | 2,500.00 | 2,500.00 |
| 5740 · Printing | 1,153.00 | 1,500.00 | 1,500.00 |
| 5750 · Professional services | | | |
| 5750-01 · Legal | 22,569.00 | 25,000.00 | 25,000.00 |
| 5750-02 · Accounting | 8,633.00 | 9,000.00 | 10,000.00 |
| 5750-03 · Board of Directors Election | 0.00 | 8,500.00 | 200.00 |
| Total 5750 · Professional services | 31,202.00 | | 42,500.00 |
| 5760 · Fees & permits | 1,443.00 | 1,500.00 | 1,750.00 |
| 5800 · County assessments | | | |
| 5800-01 · LAFCO | 3,836.00 | 4,200.00 | 4,200.00 |
| 5800-02 · Tax collections | 34.00 | 50.00 | 50.00 |
| 5800-03 · Fire suppression | 3,500.00 | 4,000.00 | 4,000.00 |
| 5800-05 · Standby & availability | 4,428.00 | 5,000.00 | 5,000.00 |
| Total 5800 · County assessments | 11,798.00 | | 13,250.00 |
| 5900 · Miscellaneous | 346.00 | 600.00 | 600.00 |
| 6100 · Transfers out | 160,000.00 | 160,000.00 | 0.00 |
| Total Expense | 4,888,576.00 | 6,504,227.00 | 6,741,771.00 |
| | 719,111.00 | -479,353.00 | -489,369.00 |

CAPITAL BUDGET
2023-2024

| | <u>Jul '22 - Jun 23</u> | <u>Budget</u> | <u>Jul'23-Jun 24</u> | |
|---|----------------------------|----------------------------|-----------------------------|-----------|
| Income | | | | |
| 4105 · Capital-Interest | 109,850.04 | 40,000.00 | 212,000.00 | 1.25% 17m |
| 4120 · Transfer in from General | 160,000.00 | 160,000.00 | 0.00 | |
| 4200 · San Diego County | | | | |
| 4200-02 · OES Grants | 12,020.00 | 12,020.00 | 11,400.00 | |
| | 281,870.04 | | | |
| | | | | |
| 4500 · Other Grants | | | | |
| 4500.04 · Traffic Safety Grant | 98,543.20 | 99,920.00 | 1,376.00 | |
| 4500.05 · ARPA | 40,664.94 | 40,665.00 | 22,000.00 | |
| 4500.06 · OES Waldron Funding | 8,000,000.00 | 8,000,000.00 | 0.00 | |
| 4500.07 · ARPA-Defibrillator-cases-upgrades | | 51,222.00 | | |
| Total Grant Funds | 8,139,208.14 | | | |
| | | | | |
| Total Income | <u>8,421,078.18</u> | <u>8,403,827.00</u> | <u>246,776.00</u> | |
| | 8,421,078.18 | 8,403,827.00 | 246,776.00 | |
| | | | | |
| Expense | | | | |
| 5400 · Grant Expenditures | | | | |
| 5400.11 · SHSP Grant-BA Bottles | 12,643.39 | 12,020.00 | 11,400.00 | |
| 5400.13 · Extrication Equip.-OTS | 100,366.66 | 99,920.00 | | |
| 5400.16 · Extractors & Dryer-ARPA | 39,534.94 | 40,665.00 | | |
| 5400.17 · Defibrillator E11 ARPA | 43,373.28 | 43,374.00 | | |
| 5400.18 · HM Upgrades E12 & E13-ARPA | 847.99 | 7,848.00 | | |
| Total Grant Expenditures | 196,766.26 | 203,827.00 | 11,400.00 | |
| | | | | |
| 5500 · Capital Expenditures | | | | |
| 5500.01 Apparatus | | 880,000.00 | 911,000.00 | |
| 5500.04 · Station 1 Upgrades (Window Coverings) | 13,800.00 | 10,000.00 | | |
| 5500.05 · Station 2 Upgrades (Window Coverings) | 0.00 | 10,000.00 | | |
| 5500.06 · Station 3 Upgrades (Window Coverings) | 8,000.00 | 10,000.00 | | |
| 5500.12 · Station 2 Facility | 180,299.00 | 400,000.00 | 3,500,000.00 | |
| 5500.14 · SCBA Package | | 40,000.00 | | |
| 5500.15 · Station 1 Concrete | | 100,000.00 | 100,000.00 ? | |
| Total 5500 · Capital Expenditures | <u>202,099.00</u> | <u>1,450,000.00</u> | <u>4,511,000.00</u> | |
| Total 5400 · Grant Expenditures | <u>196,766.26</u> | <u>203,827.00</u> | <u>11,400.00</u> | |
| Total Expense | <u>398,865.26</u> | <u>1,653,827.00</u> | <u>4,522,400.00</u> | |
| Net Income | <u><u>8,022,212.92</u></u> | <u><u>6,750,000.00</u></u> | <u><u>-4,275,624.00</u></u> | |

2023-2024 MITIGATION BUDGET

| | July 22-June 23 | Budget | July 23-June 24 |
|-----------------------------|-----------------|----------|-----------------|
| Mitigation Revenue: | | | |
| 4030-Mitigation Fees | \$29,520 | \$15,000 | \$25,000 |
| 4100-Interest | \$481 | \$100 | \$200 |
| Total Income | \$30,001 | \$15,100 | \$25,200 |
| Mitigation Expenses: | | | |
| 6100-Transfer Out (General) | \$50,000 | \$50,000 | \$35,000 |
| Total Expense | \$50,000 | \$50,000 | \$35,000 |

(Outstanding loan of \$1,029,078 to General-Station 3 Construction)