



PUBLIC MEETING OF THE DEER SPRINGS FIRE PROTECTION DISTRICT (DSFPD)

June 15, 2022

Open Session 4:00 p.m.

Meeting Location: DSFPD Station 1, 8709 Circle R Drive, Escondido, CA 92026

Public Participation: In person or telephone Dial-in 760-733-8181 PIN: 650689

All agenda materials and other writings related to agenda items that are distributed to the board are available for public inspection at the District's offices located at 8709 Circle R Drive, Escondido, Ca. 92026.

1. Call to Order, Roll Call

President Sealey
Vice-President Slaughter
Secretary/Treasurer Jackson
Director Gordon
Director Holley

2. Pledge of Allegiance

3. Adoption of Agenda

4. Closed Session

PUBLIC EMPLOYEE APPOINTMENT: Fire Chief, pursuant to Government Code §54957.

5. Public Comments Period

Any member of the public may speak on any matter that is not on the agenda. However, under State law, no decisions or actions can be taken and any such matters shall be deferred to the next meeting.

Members of the public may submit written comments. Comments will be entered into the minutes of the meeting. In lieu of in-person attendance, members of the public are strongly encouraged to submit their comments on agenda and non-agenda items via e-mail at liz@dsfd.sdcoxmail.com. All comments submitted are sent to the members of the Board for their consideration. Written comments will be accepted until 30 minutes before the start of the meeting. Public comments that are submitted will be read into the record at the Board Meeting. The public retains the right to make comments during the course of the meeting.

6. Fire Safe Council Report

7. Approval of Minutes

- a. May 11, 2022

8. Acceptance of May Finance Reports-General, Capital and Mitigation Funds

9. Chief's Report

- a. Fire Prevention Report

10. Committee Reports

- a. North Zone Joint Benefit-Directors Jackson and Holley
- b. Station 2 Improvement-Directors Holley, Slaughter, and Chief Johnson
- c. FY2022/2023 Budget-Directors Jackson and Gordon

11. Unfinished Business

- a. Second review, adoption, and approval of Fiscal Year 2022/2023 Budget

12. New Business

- a. Approve Government Code §54953 COVID-19 Pandemic State of Emergency Teleconference Modification Findings pursuant to Resolution 22-01
- b. Approve revised policy C02 Financial Responsibility
- c. Review administrative structure alternatives to maximize the benefit-cost ratio for District residents

13. Correspondence

14. Directors Comments

15. Adjournment

In compliance with the Americans with Disabilities Act (US Code Title 42), if you need special assistance to participate in a meeting, please contact the Clerk of the Board at (760) 749-8001. Notification of 48 hours prior to the meeting will enable the District to make reasonable arrangements to assure accessibility to the meeting.

Deer Springs Fire

6/2/22 3:49 PM

Register: 1110-01 · Calif Bank & Trust Checking

From 05/01/22 through 05/31/22

Sorted by: Date, Type, Number/Ref

Date	Number	Payee	Account	Memo	Payment	C	Deposit	Balance
05/02/22	8362	Campbell Esc. Refrig. ...	5210 · Building Repair:5...	Sta. 1/43599	782.66			17,811.08
05/02/22	8363	Southern Counties Lub...	5310 · Fuel and oil	888206	2,108.61			15,702.47
05/02/22	8364	Edco Waste & Recycli...	-split-	April 22	302.50			15,399.97
05/02/22	8365	San Diego Gas & Elect...	5105 · Utilities - electrici...	1	1,080.89			14,319.08
05/02/22	8366	Deer Springs Fire Safe...	5420 · DS Fire Safe Cou...	2022-0001	5,000.00			9,319.08
05/02/22	8367	Life-Assist	5340 · First responder su...	1200887/1201999	260.61			9,058.47
05/02/22	8368	US Bank Card	-split-	3207	2,023.50			7,034.97
05/02/22	8369	White and Bright, LLP	5750 · Professional servi...	BM 04/14/22	250.00			6,784.97
05/04/22			5620 · Medical insurance	Deposit			839.52	7,624.49
05/04/22		Stephen C. Hasty	1200 · Accounts receiva...				594.87	8,219.36
05/04/22	8371	Citi Cards	-split-	5316	783.29			7,436.07
05/04/22	8372	Citi Cards	5210 · Building Repair:5...		26.92			7,409.15
05/04/22	8373	San Diego Chapter Ca...	5700 · Administrative ex...	05/19/22	60.00			7,349.15
05/04/22	8370	Heaton, Liz A	-split-		1,825.00			5,524.15
05/05/22			1100 · Cash in county tr...	Deposit			50,000.00	55,524.15
05/05/22	debit	Employment Develop...	-split-	291-0572-3/Apr...	895.76			54,628.39
05/05/22	eftps	California Bank & Trust	-split-	95-3705957/941	2,138.18			52,490.21
05/05/22	8374	Regional Communicati...	5330 · County 800 MHz ...	20DSPFPDN10	598.50			51,891.71
05/05/22	8375	Nationwide Medical /S...	5340 · First responder su...	16867	199.94			51,691.77
05/05/22	8376	Verizon	-split-	742392332	70.24			51,621.53
05/07/22	debit	CalPERS	-split-	May 2022	3,260.95			48,360.58
05/09/22		San Diego County Fire...	1200 · Accounts receiva...				131,250.00	179,610.58
05/09/22	8377	Vallecitos Water District	5100 · Utilities - water:5...		87.81			179,522.77
05/09/22	8378	San Diego Chapter Ca...	5700 · Administrative ex...	05/19/22 CSDA ...	30.00			179,492.77
05/09/22	8379	RoadOne Towing	5700 · Administrative ex...	824141/832061	1,050.00			178,442.77
05/09/22	8380	The San Diego Union-...	5740 · Printing	017474594	375.00			178,067.77
05/09/22	8381	Canon Solutions Amer...	5740 · Printing	585601	84.75			177,983.02
05/09/22	8382	MES, INC.	5260 · SCBA supplies, r...	IN1708667	2,418.51			175,564.51
05/09/22	8383	Cox Communications	-split-	2	216.29			175,348.22
05/10/22	8384	Johnson Equipment C...	5320 · Radio maintenanc...	7862	408.31			174,939.91
05/10/22	8385	Campbell Esc. Refrig. ...	5210 · Building Repair:5...	Sta 2 43601	110.00			174,829.91
05/10/22	8386	Southern Counties Lub...	5310 · Fuel and oil	888306	2,111.88			172,718.03
05/12/22	8387	SDG&E	-split-	2/3	1,362.41			171,355.62
05/18/22	8396	Heaton, Liz A	-split-		778.00			170,577.62
05/25/22	8388	Cox Communications	-split-	1/3	516.68			170,060.94
05/25/22	8389	SP Services	5100 · Utilities - water:5...	1438	60.00			170,000.94
05/25/22	8390	Western Exterminator...	-split-	April/MAY	255.95			169,744.99
05/25/22	8391	AT&T	-split-	1/2/3	276.80			169,468.19
05/25/22	8392	Valley Center Water	-split-	1-3	466.28			169,001.91
05/25/22	8393	Life-Assist	5340 · First responder su...	1206646/1207166	289.26			168,712.65

Deer Springs Fire

6/2/22 3:49 PM

Register: 1110-01 · Calif Bank & Trust Checking

From 05/01/22 through 05/31/22

Sorted by: Date, Type, Number/Ref

Date	Number	Payee	Account	Memo	Payment	C	Deposit	Balance
05/25/22	8394	Independent Mobile R...	-split-	2192/2193	3,276.41			165,436.24
05/25/22	8395	Tague Insurance Agen...	5020 · Insurance	22/23 #8755	58,636.00			106,800.24
05/25/22	8397		void					106,800.24
05/25/22	8398	Wells Fargo Advisors	-split-	28044153	1,827.00			104,973.24
05/31/22			4200 · San Diego Count...	Deposit			11,693.00	116,666.24
05/31/22	8399	San Diego Gas & Elect...	5105 · Utilities - electrici...	1	1,068.54			115,597.70
05/31/22	8400	Motion Telecom/Voip...	-split-	1/2	43.21			115,554.49
05/31/22	8403	Citi Cards	-split-	5316	5,485.42			110,069.07
05/31/22	8404	Western Extrication S...	5400 · Grant expenditure...	1814	5,274.58			104,794.49
05/31/22	8405	US Bank Card	-split-	3207	159.33			104,635.16
05/31/22	8406	Regional Communicati...	5330 · County 800 MHz ...	20DSPFPDN11	598.50			104,036.66
05/31/22	8407	Edco Waste & Recycli...	-split-	May 22	302.50			103,734.16

Deer Springs Fire
General Fund-Profit & Loss Budget vs. Actual
 July 2021 through June 2022

	Jul '21 - Jun 22	Budget	\$ Over Budget	% of Budget
Income				
4000 · Property Taxes	536,750.88	503,000.00	33,750.88	106.7%
4010 · Standby Availability	1,744,663.92	1,806,420.00	-61,756.08	96.6%
4020 · Fire Suppression Assessment	2,915,515.65	2,942,148.00	-26,632.35	99.1%
4100 · Interest-General Fund	67,198.70	30,000.00	37,198.70	224.0%
4200 · San Diego County				
4200-01 · Fire Services Fund Agreement	291,227.70	262,500.00	28,727.70	110.9%
4200-02 · OES Grants	11,693.00	12,000.00	-307.00	97.4%
Total 4200 · San Diego County	302,920.70	274,500.00	28,420.70	110.4%
4500 · Other grants				
4500-01 · San Diego Fire Foundation	6,400.00	6,400.00	0.00	100.0%
4500-03 · Neighborhood Reinvestment Progr	0.00	50,000.00	-50,000.00	0.0%
Total 4500 · Other grants	6,400.00	56,400.00	-50,000.00	11.3%
4600 · Incident reimbursement				
4600-01 · First responder supplies	9,305.71	9,500.00	-194.29	98.0%
4600.07 · Various Incidents	101,615.81	40,000.00	61,615.81	254.0%
Total 4600 · Incident reimbursement	110,921.52	49,500.00	61,421.52	224.1%
4650 · Mercy ALS Agreement	43,000.00	35,000.00	8,000.00	122.9%
4800 · Other	38,262.99	0.00	38,262.99	100.0%
Total Income	5,765,634.36	5,696,968.00	68,666.36	101.2%
Gross Profit	5,765,634.36	5,696,968.00	68,666.36	101.2%
Expense				
5000 · CAL FIRE Agreement	4,753,952.02	5,335,708.00	-581,755.98	89.1%
5010 · Chief's discretionary	0.00	5,000.00	-5,000.00	0.0%
5020 · Insurance	58,636.00	60,000.00	-1,364.00	97.7%
5100 · Utilities - water				
5100.01 · S1	2,559.61	0.00	2,559.61	100.0%
5100.02 · S2	949.84	0.00	949.84	100.0%
5100.03 · S3	2,941.63	0.00	2,941.63	100.0%
5100 · Utilities - water - Other	0.00	9,000.00	-9,000.00	0.0%
Total 5100 · Utilities - water	6,451.08	9,000.00	-2,548.92	71.7%
5105 · Utilities - electricity				
5105.01 · S1	12,704.26	0.00	12,704.26	100.0%
5105.02 · S2	7,502.79	0.00	7,502.79	100.0%
5105.03 · S3	8,467.66	0.00	8,467.66	100.0%
5105 · Utilities - electricity - Other	0.00	30,000.00	-30,000.00	0.0%
Total 5105 · Utilities - electricity	28,674.71	30,000.00	-1,325.29	95.6%
5110 · Utilities - exterminators				
5110.01 · S1	669.90	0.00	669.90	100.0%
5110.02 · S2	507.35	0.00	507.35	100.0%
5110.03 · S3	635.70	0.00	635.70	100.0%
5110 · Utilities - exterminators - Other	0.00	2,400.00	-2,400.00	0.0%
Total 5110 · Utilities - exterminators	1,812.95	2,400.00	-587.05	75.5%
5120 · Utilities - propane				
5120.01 · S1	169.09	0.00	169.09	100.0%
5120.02 · S2	1,067.99	0.00	1,067.99	100.0%
5120.03 · S3	960.76	0.00	960.76	100.0%
5120 · Utilities - propane - Other	0.00	3,000.00	-3,000.00	0.0%
Total 5120 · Utilities - propane	2,197.84	3,000.00	-802.16	73.3%

Deer Springs Fire
General Fund-Profit & Loss Budget vs. Actual
July 2021 through June 2022

	Jul '21 - Jun 22	Budget	\$ Over Budget	% of Budget
5125 · Utilities - trash				
5125.01 · S1	1,923.92	0.00	1,923.92	100.0%
5125.02 · S2	577.59	0.00	577.59	100.0%
5125.03 · S3	648.31	0.00	648.31	100.0%
5125 · Utilities - trash - Other	0.00	3,500.00	-3,500.00	0.0%
Total 5125 · Utilities - trash	3,149.82	3,500.00	-350.18	90.0%
5130 · Utilities - cable				
5130.01 · S1	233.81	0.00	233.81	100.0%
5130.02 · S2	1,542.34	0.00	1,542.34	100.0%
5130.03 · S3	1,380.66	0.00	1,380.66	100.0%
5130 · Utilities - cable - Other	0.00	2,500.00	-2,500.00	0.0%
Total 5130 · Utilities - cable	3,156.81	2,500.00	656.81	126.3%
5135 · Utilities - telephone				
5135.01 · S1	2,132.29	0.00	2,132.29	100.0%
5135.02 · S2	1,370.19	0.00	1,370.19	100.0%
5135.03 · S3	1,019.02	0.00	1,019.02	100.0%
5135 · Utilities - telephone - Other	0.00	5,200.00	-5,200.00	0.0%
Total 5135 · Utilities - telephone	4,521.50	5,200.00	-678.50	87.0%
5140 · Utilities - Internet				
5140.01 · S1	95.00	0.00	95.00	100.0%
5140.02 · S2	769.89	0.00	769.89	100.0%
5140.03 · S3	615.89	0.00	615.89	100.0%
5140 · Utilities - Internet - Other	0.00	1,750.00	-1,750.00	0.0%
Total 5140 · Utilities - Internet	1,480.78	1,750.00	-269.22	84.6%
5200 · Small Equipment Repair				
5200.01 · S1	2,318.87	0.00	2,318.87	100.0%
5200.02 · S2	2,225.37	0.00	2,225.37	100.0%
5200.03 · S3	2,110.94	0.00	2,110.94	100.0%
5200 · Small Equipment Repair - Other	0.00	6,500.00	-6,500.00	0.0%
Total 5200 · Small Equipment Repair	6,655.18	6,500.00	155.18	102.4%
5210 · Building Repair				
5210.01 · S1	10,678.27	0.00	10,678.27	100.0%
5210.02 · S2	1,276.29	0.00	1,276.29	100.0%
5210.03 · S3	14,361.75	0.00	14,361.75	100.0%
5210 · Building Repair - Other	0.00	30,000.00	-30,000.00	0.0%
Total 5210 · Building Repair	26,316.31	30,000.00	-3,683.69	87.7%
5215 · Ladders	1,075.85	1,100.00	-24.15	97.8%
5220 · Station bay door repairs	3,506.00	2,500.00	1,006.00	140.2%
5225 · Extrication Tools	2,020.00	5,500.00	-3,480.00	36.7%
5230 · Generator repair	0.00	5,000.00	-5,000.00	0.0%
5235 · AIR VAC-Exhaust System (Maintenance)	0.00	1,000.00	-1,000.00	0.0%
5240 · Fire extinguishers	0.00	1,200.00	-1,200.00	0.0%
5250 · Misc. supplies & services				
5250.01 · S1	5,661.53	0.00	5,661.53	100.0%
5250.02 · S2	2,638.61	0.00	2,638.61	100.0%
5250.03 · S3	3,812.42	0.00	3,812.42	100.0%
5250 · Misc. supplies & services - Other	0.00	12,000.00	-12,000.00	0.0%
Total 5250 · Misc. supplies & services	12,112.56	12,000.00	112.56	100.9%
5260 · SCBA supplies, repairs	3,270.12	5,000.00	-1,729.88	65.4%
5270 · Pers. Protection, Rep/Repl	0.00	24,000.00	-24,000.00	0.0%

Deer Springs Fire
General Fund-Profit & Loss Budget vs. Actual

July 2021 through June 2022

	Jul '21 - Jun 22	Budget	\$ Over Budget	% of Budget
5300 · Vehicle maintenance & repair				
5300-02 · E211-2004 KME 8827	6,219.80	0.00	6,219.80	100.0%
5300-03 · E13-2006 KME 8013	74,049.29	0.00	74,049.29	100.0%
5300-06 · B13-2005 KME 1605	771.90	0.00	771.90	100.0%
5300-07 · 7141-2007 Explorer 7532	183.30	0.00	183.30	100.0%
5300-08 · U11-2010 Ford F150 B425	0.00	0.00	0.00	0.0%
5300-09 · B1-2014 Ford F250 9744	0.00	0.00	0.00	0.0%
5300-11 · E12-2017 Spartan 1363	8,945.74	0.00	8,945.74	100.0%
5300-13 · E11-2021 Ferrara 0029	2,571.21	0.00	2,571.21	100.0%
5300 · Vehicle maintenance & repair - Other	0.00	95,000.00	-95,000.00	0.0%
Total 5300 · Vehicle maintenance & repair	92,741.24	95,000.00	-2,258.76	97.6%
5310 · Fuel and oil	35,682.26	35,000.00	682.26	101.9%
5320 · Radio maintenance & repair	1,056.04	5,000.00	-3,943.96	21.1%
5330 · County 800 MHz fees	6,932.61	9,000.00	-2,067.39	77.0%
5340 · First responder supplies	15,895.77	13,000.00	2,895.77	122.3%
5350 · Fire hose replacement	0.00	8,000.00	-8,000.00	0.0%
5360 · Safety Ropes	1,264.45	2,000.00	-735.55	63.2%
5370 · Hydrant maintenance	0.00	600.00	-600.00	0.0%
5400 · Grant expenditures				
5400-01 · Matching Funds	0.00	20,000.00	-20,000.00	0.0%
5400-03 · SDG&E - CERT	0.00	550.00	-550.00	0.0%
5400-09 · SHSP Grant 2019 (Partial pymt image cameras)	9,971.06	11,693.00	-1,721.94	85.3%
5400-10 · N.hood Reinvestment Program	5,274.58	50,000.00	-44,725.42	10.5%
Total 5400 · Grant expenditures	15,245.64	82,243.00	-66,997.36	18.5%
5420 · DS Fire Safe Council	5,000.00	5,000.00	0.00	100.0%
5425 · Community Education	0.00	1,500.00	-1,500.00	0.0%
5600 · Salaries				
5600-01 · Administrator	76,610.15	82,564.00	-5,953.85	92.8%
5600-02 · Fire Prevention	0.00	63,815.00	-63,815.00	0.0%
5600-03 · Directors	5,000.00	8,000.00	-3,000.00	62.5%
Total 5600 · Salaries	81,610.15	154,379.00	-72,768.85	52.9%
5610 · Deferred Compensation Plan				
5610-01 · Administrator	1,952.00	2,252.00	-300.00	86.7%
Total 5610 · Deferred Compensation Plan	1,952.00	2,252.00	-300.00	86.7%
5615 · Vacation accrual	0.00	8,256.00	-8,256.00	0.0%
5620 · Medical insurance	11,500.00	11,500.00	0.00	100.0%
5630 · Retiree benefits	16,237.81	20,000.00	-3,762.19	81.2%
5640 · Social Security, Medicare	6,243.18	7,500.00	-1,256.82	83.2%
5660 · State unemployment taxes	112.00	150.00	-38.00	74.7%
5670 · Workers compensation	2,427.44	2,500.00	-72.56	97.1%
5700 · Administrative expenses				
5700-01 · Meetings, training & travel	1,050.00	4,000.00	-2,950.00	26.3%
5700-02 · Dues, subscriptions	1,068.20	2,000.00	-931.80	53.4%
5700-03 · Supplies - office	1,746.91	2,000.00	-253.09	87.3%
5700.05 · Tech Improvement	0.00	25,000.00	-25,000.00	0.0%
Total 5700 · Administrative expenses	3,865.11	33,000.00	-29,134.89	11.7%
5720 · Computer Equipment				
5720-01 · Hardware	2,073.03	4,000.00	-1,926.97	51.8%
5720-02 · Software	0.00	3,000.00	-3,000.00	0.0%
5720-03 · Repair	0.00	1,500.00	-1,500.00	0.0%
Total 5720 · Computer Equipment	2,073.03	8,500.00	-6,426.97	24.4%
5730 · Office equipment	747.57	2,500.00	-1,752.43	29.9%
5740 · Printing	843.86	1,500.00	-656.14	56.3%

Deer Springs Fire
General Fund-Profit & Loss Budget vs. Actual
 July 2021 through June 2022

	Jul '21 - Jun 22	Budget	\$ Over Budget	% of Budget
5750 · Professional services				
5750-01 · Legal	18,781.09	12,000.00	6,781.09	156.5%
5750-02 · Accounting	7,918.00	8,500.00	-582.00	93.2%
5750-03 · Board of Directors Election	0.00	200.00	-200.00	0.0%
Total 5750 · Professional services	26,699.09	20,700.00	5,999.09	129.0%
5760 · Fees & permits	1,325.00	1,500.00	-175.00	88.3%
5800 · County assessments				
5800-01 · LAFCO	3,692.96	3,800.00	-107.04	97.2%
5800-02 · Tax collections	33.48	50.00	-16.52	67.0%
5800-03 · Fire suppression	3,500.00	3,500.00	0.00	100.0%
5800-05 · Standby & availability	4,416.62	4,600.00	-183.38	96.0%
Total 5800 · County assessments	11,643.06	11,950.00	-306.94	97.4%
5900 · Miscellaneous	45.00	600.00	-555.00	7.5%
6100 · Transfers out	340,000.00	340,000.00	0.00	100.0%
Total Expense	5,600,131.84	6,434,988.00	-834,856.16	87.0%
Net Income	165,502.52	-738,020.00	903,522.52	-22.4%

Deer Springs Fire

6/2/22 3:49 PM

Register: 1100 · Cash in county treasury

From 05/01/22 through 05/31/22

Sorted by: Date, Type, Number/Ref

Date	Number	Payee	Account	Memo	Payment	C	Deposit	Balance
05/05/22		County of San Diego T...	1110-01 · Calif Bank & ...	wire transfer 01-...	50,000.00			9,387,128.22
05/11/22			-split-	Deposit			207,166.94	9,594,295.16
05/31/22		County of San Diego T...	1111 · Capital Fund	transfer funds fr...	5,000,000.00			4,594,295.16
05/31/22	77	CAL FIRE	5000 · CAL FIRE Agree...	3rd. qtr. actuals ...	1,183,363.41			3,410,931.75

Deer Springs Fire

6/2/22 3:50 PM

Register: 1111 · Capital Fund

From 05/01/22 through 05/31/22

Sorted by: Date, Type, Number/Ref

Date	Number	Payee	Account	Memo	Payment C	Deposit	Balance
05/25/22	76	Kitchell/CEM, Inc.	5500 · Capital Expenditu...	April final study...	14,400.00		4,861,496.64
05/31/22			1100 · Cash in county tr...	Deposit		5,000,000.00	9,861,496.64

3:52 PM
06/02/22
Cash Basis

Deer Springs Fire
Capital Fund Profit & Loss Budget vs. Actual
July 2021 through June 2022

	<u>Jul '21 - Jun 22</u>	<u>Budget</u>	<u>\$ Over Budget</u>	<u>% of Budget</u>
Income				
4105 · Capital-Interest	47,237.46	40,000.00	7,237.46	118.1%
4120 · Transfer in from General	340,000.00	340,000.00	0.00	100.0%
Total Income	<u>387,237.46</u>	<u>380,000.00</u>	<u>7,237.46</u>	<u>101.9%</u>
Gross Profit	387,237.46	380,000.00	7,237.46	101.9%
Expense				
5500 · Capital Expenditures				
5500.11 · Apparatus Equipment (Outfit new...	6,891.18	60,000.00	-53,108.82	11.5%
5500.12 · Station 2 Facility	47,830.00	75,000.00	-27,170.00	63.8%
5500.13 · Extrication Equip.	44,095.05	45,000.00	-904.95	98.0%
Total 5500 · Capital Expenditures	<u>98,816.23</u>	<u>180,000.00</u>	<u>-81,183.77</u>	<u>54.9%</u>
Total Expense	<u>98,816.23</u>	<u>180,000.00</u>	<u>-81,183.77</u>	<u>54.9%</u>
Net Income	<u><u>288,421.23</u></u>	<u><u>200,000.00</u></u>	<u><u>88,421.23</u></u>	<u><u>144.2%</u></u>

Deer Springs Fire

6/2/22 3:50 PM

Register: 1112 · Mitigation Fund

From 01/01/22 through 06/02/22

Sorted by: Date, Type, Number/Ref

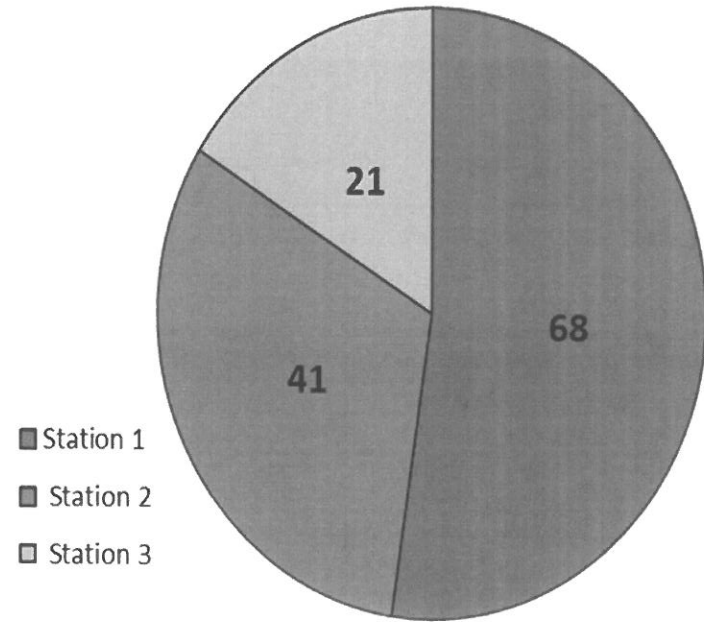
Date	Number	Payee	Account	Memo	Payment	C	Deposit	Balance
01/24/22			4030 · Mitigation Fees	Deposit		X	11,867.72	78,742.96
01/27/22			4110 · Mitigation-Interest	Interest		X	104.37	78,847.33
03/01/22	74	Deer Springs Fire	1100 · Cash in county tr...	transfer from Mi...	50,000.00	X		28,847.33
04/20/22			4030 · Mitigation Fees	Deposit		X	18,134.32	46,981.65
04/20/22			4110 · Mitigation-Interest	Deposit		X	100.23	47,081.88

Chief's Report

June 2022

TOTAL DISTRICT ACTIVITY

During the month of May, 52% of the total calls for service were in Station 1's response area. These charts identify the total calls for service by Station Area:



	Medical Emergency	Other	Traffic Collision	Fire	Public Service	HazMat	Rescue	Totals
Station 1	42	6	10	6	4	0	0	68
Station 2	27	0	6	6	2	0	0	41
Station 3	15	0	0	3	3	0	0	21

TOTAL ACTIVITY BY RESOURCE

District resources, including resources at CAL FIRE Miller Station #15, were dispatched a total of 241 times including 36 incidents that required two or more resources to be dispatched. The below chart identifies the number of emergency incidents each District resource was dispatched to and responded to:

	E11		E12		E13		E211		USAR12		BR13		E3381		Total	
	DISPATCH	RESPOND	DISPATCH	RESPOND	DISPATCH	RESPOND	DISPATCH	RESPOND	DISPATCH	RESPOND	DISPATCH	RESPOND	DISPATCH	RESPOND	DISPATCH	RESPOND
Inside District	60	52	49	36	37	31	0	0	6	4	0	0	16	13	168	136
Outside District	24	10	11	5	12	7	0	0	5	1	0	0	21	7	73	30
Totals	84	62	60	41	49	38	0	0	1	5	0	0	37	20	241	166



Significant Incidents

18 Incidents
for 13.8%

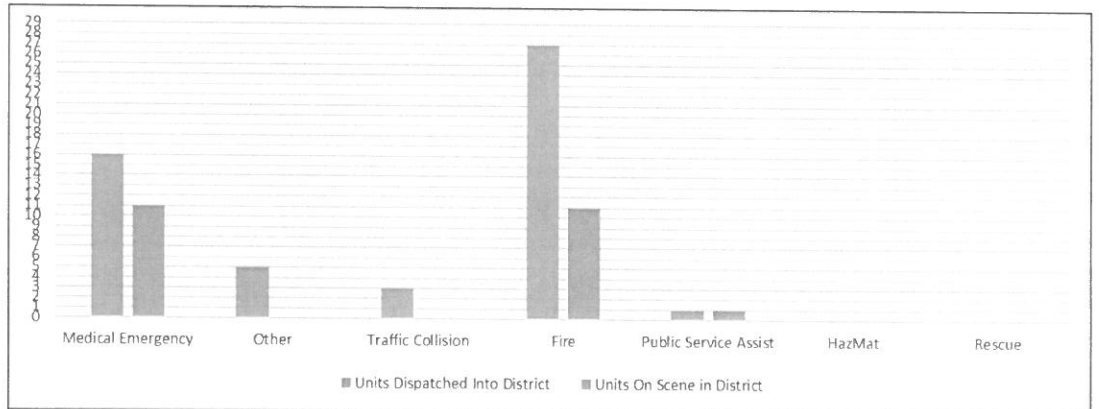
Simultaneous Incidents

8 Incidents for
6.2%

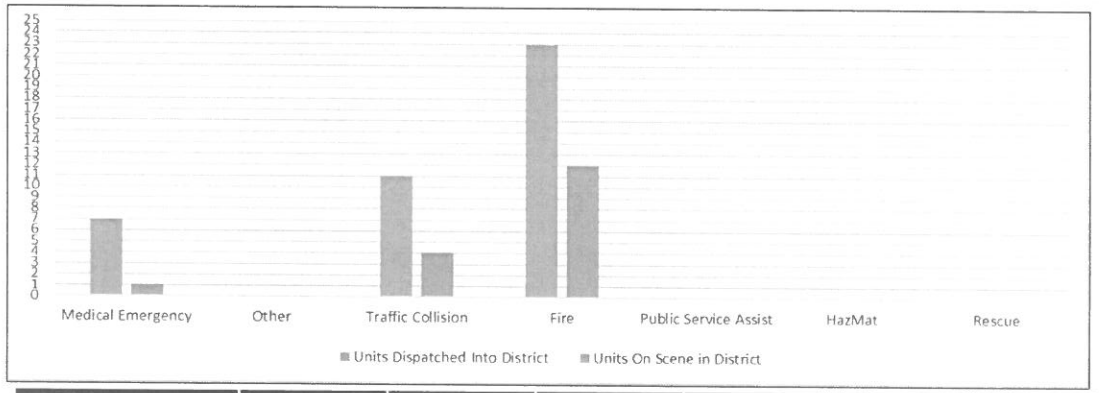
Significant Incidents

A total of 18 emergency incidents within the District required two or more first responder resources to mitigate. The District experienced a total of 8 simultaneous emergency incidents, when a new incident starts while resources are still committed to a previous incident.

AUTOMATIC AID



	San Marcos Fire	Vista Fire	Escondido Fire	North County Fire	San Diego County Fire	Valley Center Fire	Total
Aid Given	2	5	4	4	6	2	23



	San Diego County Fire	Vista Fire	CAL FIRE	North County Fire	San Marcos Fire	Totals
Aid Received	8	1	6	1	1	17



What's going on in the District

- District Firefighters logged over 18 hours of work on station infrastructure and that saved the District an estimated \$2,200:
 - Facilities maintenance and upkeep
 - Station 1 Tree Felling and general groundskeeping
 - Station 2 Landscape, weed and trim property
 - Station 3 Landscape, weed and trim property,
 - San Diego County Reserves completed 0 shifts
 - COVID-19 Testing continues at Station 2
- 355 hours logged for training by District Fire Personnel

Fire Prevention Report

- **San Diego County Prevention/Fire Marshal**
 - Plan Checks: 8
 - Business inspections: 15
 - Knox box installed: 3
 - Total Knox box installed: 31
- **Defensible Space Inspection**
 - Station 1 - 4
 - Station 2 - 0
 - Station 3 - 0


**Help when
you need
it most.**



**Don't let the front door stand
between you and first responders
in an emergency.**

Get a lockbox at your
home at **no cost** from
San Diego County Fire.

The boxes will store
your home key, allowing
firefighters to reach you
in an emergency.



Contact us today!

FireCRR@sdcounty.ca.gov
(858) 974-5744

SanDiegoCounty.gov/sdcfa



FY 2019/2020

Manufacture Year	2017	2009	2006	2004	2004
Vehicle Make	Spartan	KME	KME	KME	International
Vin last 4	1363	8577	8013	8827	1605
Maintenance Cost	\$11,844	\$1,038	\$31,581	\$6,217	\$3,657

FY 2020/2021

Manufacture Year	2017	2009	2006	2004	2004
Vehicle Make	Spartan	KME	KME	KME	International
Vin last 4	1363	8577	8013	8827	1605
Maintenance Cost	\$2,500	\$300	\$2,2600	\$19,200	\$3,500

FY 2021/2022

Engine Identifier	E-12	E-11	E-13	E-211	BR-13
Manufacture Year	2017	2021	2006	2004	2004
Vehicle Make	Spartan	Ferrara	KME	KME	International
Vin last 4	1363	0029	8013	8827	1605
Maintenance Cost	\$ 8,946	\$2,571	\$ 74,049	\$ 6,220	\$ 772

Fleet Cost Update

Current Grants

- American Rescue Plan Act (ARPA) Funds \$115,200
 - 2-Extractors
 - 1-Dryer
- 2021 Neighborhood Reinvestment Program-
Extrication Equipment \$50,000
- 2020 SHSP-BA Bottles \$12,009
- 2021 SHSP-BA Bottles \$11,758
- 2021 AFG-Wildland Brush Engine \$426,419
- 2021 AFG Micro-Hoses, Ropes, Power Equipment \$50,000
- San Diego Fire Foundation
 - Water Rescue Equipment \$7000

EW30

INTRODUCING **EXTRACTOR**

EW30

- ✓ Meets NFPA 1851:2020 Requirements
 - ✓ Front load design
 - ✓ Commercial quality construction
 - ✓ 30 lb capacity / 3-4 sets of gear
 - ✓ Automatic soap dispenser compatible**
 - ✓ Utilizes standard plumbing hookups
 - ✓ Requires only 120v electrical
 - ✓ Soft-mount design, easy install
- Easy to use, preprogrammed wash cycles
 Dimensions: 29.0" L x 32.0" D x 40.8" H
 Weight: 221.0 lbs



Extractor color may vary slightly

TECHNICAL SPECIFICATIONS:

120V - Recommended Breaker - 20 amp

Shipping Dimensions	Shipping Weight
29.0" L x 32.0" D x 40.8" H	221.0 lbs





San Diego County Fire Prevention Activity Report
Deer Springs FPD
May 2022



Date	Type	Details	Address	Comment
Plan Review				
05/07/2022	Fire Sprinkler	Single Family Dwelling	1620 Avohill Dr, Vista, CA 9208	1st review/ approved
05/17/2022	Building	Det. County Standard	32577 Mesa Lilac Rd Adu	Resubmittal Required
05/17/2022	Building	2-Story SFD w/ Att.garge	2331 Panoramic Dr	Approved
05/18/2022	Fire Sprinkler	2-Story SFD w/ Attached Garage	2232 Panoramic Dr, Vista, CA 9	1st review/ corrections. Resubmittal req
05/19/2022	Fire Sprinkler	SFD w/Att. Garage	10218 Circle P Ln, Escondido, C	1st review/ corrections. Resubmittal req
05/23/2022	Fire Sprinkler	2-Story SFD with Attached Garage	10353 Bakton Way, Valley Cent	1st review/ approved
05/23/2022	Fire Sprinkler	2-Store SFD with Attached Garage	2232 Panoramic Dr, Vista, CA 9	2nd review. Corrections/resub required
05/31/2022	Fire Sprinkler	2-Story SFD w/ Attached Garage	2232 Panoramic Dr, Vista, CA 9	3rd review/ approved
				Amount: 8

2 Koxboxes



May 2022
San Diego County Fire
Inspection Activity Report



FDID

Deer Springs FPD

Row Labels	Count of Completed
Annual	4
Greens Storage - 25260 Centre City Pkwy	1
Stoneridge Preview Center - 9059 Welk View Dr	1
Villa Monticello Assisted Living - 25695 Centre City Pkwy	2
C-Sprinkler Inspection/Final	1
Circle K Gas Station - 26746 Centre City Pkwy	1
C-Underground/Hydro/Flush	4
Circle K Gas Station - 26746 Centre City Pkwy	4
Fire Alarm Inspection	1
Circle K Gas Station - 26746 Centre City Pkwy	1
Fire Safety/Site Inspection	2
Circle K Gas Station - 26746 Centre City Pkwy	2
Punchlist/Pre-Final	2
Circle K Gas Station - 26746 Centre City Pkwy	2
Sheriff's License	1
Twin Oaks Quarry - 28474 Twin Oaks Valley Rd	1
Grand Total	15

**DEER SPRINGS FIRE PROTECTION DISTRICT
FINAL BUDGET 22/23**

6/8/2022

Deer Springs Fire Protection District 2022/2023 Budget

	Operating Budget		Capital Budget		Mit. Budget
General Revenue:		Capital Revenue:		Mitigation Revenue:	
4000-Property Taxes 1%	\$ 536,751			4030-Mitigation Fees	\$ 15,000
4410-Standby Fee	\$ 1,935,298				
4420-Fire Suppression	\$ 3,167,600				
4100-Interest-General	\$ 30,000	4100-Interest-Capital	\$ 40,000	4100-Interest-Mitigation	\$ 100
Other Income:		6100-Transfer General	\$ 160,000		
4200-01 County Fire Services Fund	\$ 275,625				
4200.02 State Homeland Security Program (SHSP)	\$ 11,400				
4600-First Responder	\$ 4,600				
4650-Mercy ALS Agreement	\$ 40,000				
4800-Other Income (Misc/Incidents)	\$ 40,000				
4900-Transfer from Mitigation	\$ 50,000				
Total General Income	\$ 6,091,274	Total Capital Income	\$ 200,000	Total Mitigation Income	\$ 15,100
 General Expenses:		 Capital Expenses:		 Mitigation Expenses:	
5000-CAL FIRE Contract	\$ 5,599,855	5500- Capital Expenditures			
5010-Discretionary Fund	\$ 5,000	5500.01 Apparatus			
5020-Property Insurance	\$ 65,000	5500.02 Defibulator	\$ 45,000		
5100-Utilities	\$ 64,400	5500.04 Station 1 Upgrade (Window Coverings)	\$ 10,000		
5200-Repairs	\$ 97,000	5500.05 Station 2 Upgrade (Window Coverings)	\$ 10,000		
5300-Operations & Maintenance	\$ 180,100	5500.06 Station 3 Upgrades (Window Coverings)	\$ 10,000		
5400-Grant Execution/Education	\$ 27,050	5500.12 Station 2 Facility	\$ 250,000		
5600-Salaries & Benefits	\$ 181,973	5500.14 SCBA Package	\$ 40,000		
5700-Administration	\$ 90,000	5500.15 Station 1 Concrete	\$ 100,000		
5800-County Assessments	\$ 13,250				
5900-Miscellaneous	\$ 600				
6100-Transfer Out (Capital)*	\$ 160,000			6100-Transfer Out (General)	\$ 50,000
Total General Expense	6,484,228	Total Capital Expense	\$ 465,000	Total Mitigation Expense	\$ 50,000
Revenue in excess of expenses	(392,954)				
Account Balance (projected June 30, 2022)	\$ 3,410,932	Account Balance (projected June 30, 2022)	\$ 9,869,000	Account Balance (projected June 30, 2022)	\$ 50,000
Account Balance (projected June 30, 2023)	\$ 3,067,978	Account Balance (projected June 30, 2023)*	\$ 9,604,000	Account Balance (projected June 30, 2023)**	\$ 15,100

*Meets long term projection requirements

**Outstanding loan of \$1,079,078 to General @ 6/30/22

Policy #: C02

Approved: February 9, 2010
Revised: June 15, 2022

FINANCIAL RESPONSIBILITIES

The Board sets financial policies such as long term goals and the annual budget. The Fire Chief actually spends the money allocated. The Board members should not get involved on a day by day basis with the District's expenditure of funds. However, the Board may set a spending limit for the Fire Chief.

The Board shall monitor the overall spending of the Fire Chief on a monthly basis to ensure that the financial goals of the District are met as originally set for the budget established by the Board.

The Board must approve the following actions:

1. Annual Budget to include Capital Reserve Plan
2. Capital purchase
3. Decisions on building renovation, leasing and expansion
4. Major repairs

The following personnel shall be assigned the indicated roles for the County of San Diego's Wire Administration Request Portal to ensure transparency and mitigate fraud through division of responsibility:

1. Wire Requester
 - a. District Administrator
 - b. District Chief
2. Wire Approver
 - a. District Administrator
 - b. District Chief
 - c. Secretary/Treasurer
3. POETA Approver
 - a. Secretary/Treasurer
 - b. Vice President
 - c. President